

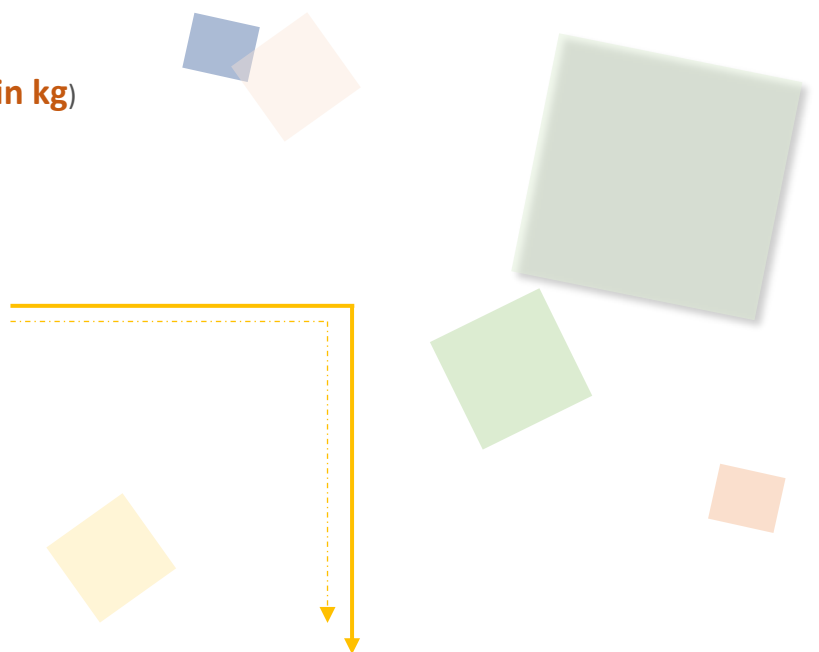
Trading Volume & Amount in Charts

■ VOLUME

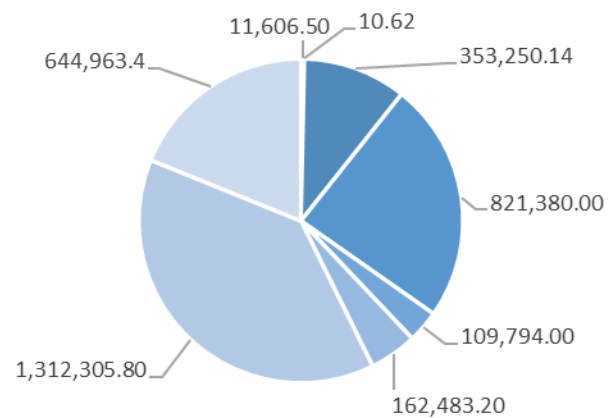
Popular Products (Trading Volume, in kg)

Total: 367,525,853.66


- ◆ Au Products: 3,415,793.66
- ◆ Ag (T+D): 361,792,414.00
- ◆ Others: 2,317,646.00

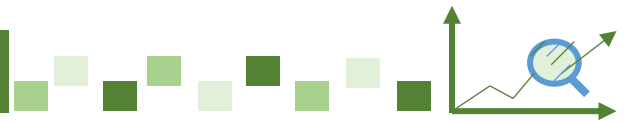


Popular Au Products Trading Volume (in kg)



■ iAu9999 ■ PGC30g ■ Au99.99 ■ Au(T+D) ■ SHAU ■ mAu(T+D) ■ PAu99.99 ■ Others





Trading Volume & Amount in Charts

AMOUNT

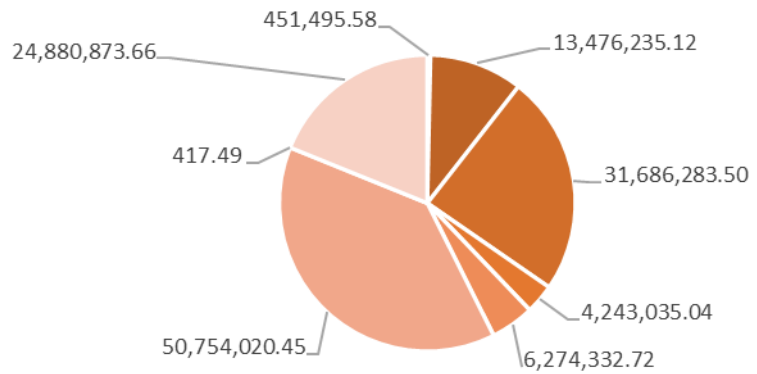
Popular Products (Trading Amount, in 10,000 RMB)

Total: 320,474,682.10


- ◆ Au Products: 131,766,693.55
- ◆ Ag (T+D): 187,352,529.63
- ◆ Others: 1,355,458.92

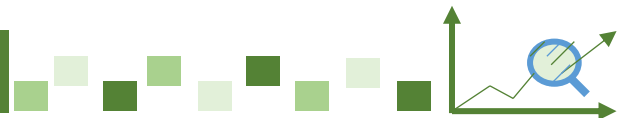


Popular Au Products Trading Amount (in 10,000 RMB)




Legend: ■ iAu9999 ■ Au99.99 ■ Au(T+D) ■ SHAU ■ mAu(T+D) ■ PAu99.99 ■ PGC30g ■ Others

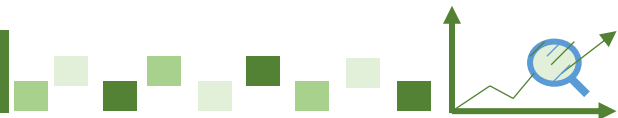




Trading Volume & Amount in Details


Trading Volume (in kg)							
Contract	Previous Month Daily Average	Present Month Daily Average	Previous Month accumulative total	Present Month accumulative total	Month-on -Month	Year-on -Year	Present Year accumulative total
Au99.95	436.86	498.96	9,174.00	11,476.00	25.09%	-12.78%	82,064.00
Au99.99	12,933.54	15,358.70	271,604.32	353,250.14	30.06%	-12.74%	3,227,358.62
Au100g	38.78	27.63	814.40	635.40	-21.98%	20.25%	10,780.20
Au995	0.00	0.00	0.00	0.00	-	-	500.00
PGC30g	0.77	0.46	16.08	10.62	-33.96%	-48.84%	290.40
iAu9999	0.20	504.63	4.18	11,606.50	277567.46%	-37.31%	159,686.46
iAu100g	0.00	0.06	0.00	1.40	-	-	61.00
iAu995	0.00	0.00	0.00	0.00	-	-	100.00
Au(T+D)	46,909.33	35,712.17	985,096.00	821,380.00	-16.62%	-29.57%	19,783,814.00
mAu(T+D)	8,050.89	7,064.49	169,068.60	162,483.20	-3.90%	-7.94%	3,132,215.40
Au(T+N1)	82.61	209.21	1,734.80	4,811.80	177.37%	-25.41%	49,753.20
Au(T+N2)	55.99	11.76	1,175.80	270.40	-77.00%	-97.28%	20,458.40
NYAuTN06	170.30	198.71	3,576.40	4,570.40	27.79%	-52.54%	97,031.20
NYAuTN12	249.85	131.57	5,246.80	3,026.00	-42.33%	-40.81%	106,124.80
PAu99.95	12,658.10	21,925.22	265,820.00	504,280.00	89.71%	3607.94%	2,200,124.00
PAu99.99	75,787.91	57,056.77	1,591,546.20	1,312,305.80	-17.55%	-39.41%	24,808,538.40
IPAu99.99	2,710.01	3,157.04	56,910.16	72,612.00	27.59%	-62.36%	3,497,990.32
OAg99.99	0.00	838.26	0.00	19,280.00	-	-69.27%	384,802.60
LAu99.95	0.00	0.00	0.00	0.00	-	-	49,472.00
LAu99.99	571.43	1,043.48	12,000.00	24,000.00	100.00%	-4.00%	73,728.00
SHAU	4,861.43	4,773.65	102,090.00	109,794.00	7.55%	52.03%	986,654.00
Pt99.95	207.62	281.57	4,360.00	6,476.00	48.53%	44.49%	84,318.00
Ag99.99	2,041.43	2,512.17	42,870.00	57,780.00	34.78%	106.21%	352,890.00
Ag(T+D)	16,476,057.90	15,730,104.96	345,997,216.00	361,792,414.00	4.57%	108.12%	4,179,717,272.00
PAg99.99	35,474.29	48,913.04	744,960.00	1,125,000.00	51.01%	-14.83%	24,186,180.00
OAg99.99	0.00	0.00	0.00	0.00	-	-	0.00
SHAG	50,754.29	49,060.43	1,065,840.00	1,128,390.00	5.87%	14.25%	10,396,080.00
Au Products (in total)	165,517.99	148,512.77	3,475,877.74	3,415,793.66	-1.73%	-21.35%	58,671,547.00
Ag Products (in total)	16,564,327.90	15,830,590.61	347,850,886.00	364,103,584.00	4.67%	106.67%	4,214,652,422.00
Pt Products (in total)	207.62	281.57	4,360.00	6,476.00	48.53%	44.49%	84,318.00
Total	16,730,053.51	15,979,384.94	351,331,123.74	367,525,853.66	4.61%	103.59%	4,273,408,287.00

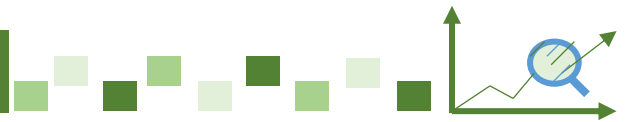




Trading Volume & Amount in Details

Trading Amount (in 10,000 RMB)							
Contract	Previous Month Daily Average	Present Month Daily Average	Previous Month accumulative total	Present Month accumulative total	Month-on-Month	Year-on-Year	Present Year accumulative total
Au99.95	16,930.14	19,285.60	355,533.01	443,568.72	24.76%	0.56%	3,169,616.72
Au99.99	500,315.17	585,923.27	10,506,618.54	13,476,235.12	28.26%	1.86%	121,137,138.76
Au100g	1,512.21	1,066.56	31,756.35	24,530.86	-22.75%	38.19%	419,374.80
Au995	0.00	0.00	0.00	0.00	-	-	17,677.00
PGC30g	30.13	18.15	632.74	417.49	-34.02%	-41.38%	11,268.92
iAu9999	7.82	19,630.24	164.15	451,495.58	274945.05%	-26.87%	5,882,486.86
iAu100g	0.00	2.29	0.00	52.77	-	-	1,979.81
iAu995	0.00	0.00	0.00	0.00	-	-	3,926.90
Au(T+D)	1,842,337.48	1,377,664.50	38,689,087.17	31,686,283.50	-18.10%	-18.91%	762,757,532.96
mAu(T+D)	316,868.21	272,797.07	6,654,232.39	6,274,332.72	-5.71%	6.00%	119,678,720.68
Au(T+N1)	3,347.12	8,177.93	70,289.59	188,092.42	167.60%	-14.80%	1,891,411.06
Au(T+N2)	2,230.96	445.71	46,850.07	10,251.30	-78.12%	-96.98%	793,732.31
NYAuTN06	6,830.16	7,845.75	143,433.46	180,452.30	25.81%	-44.66%	3,754,487.02
NYAuTN12	9,996.96	5,126.21	209,936.15	117,902.93	-43.84%	-31.50%	4,276,815.40
PAu99.95	497,316.30	845,708.28	10,443,642.23	19,451,290.41	86.25%	4172.87%	86,573,064.49
PAu99.99	2,981,768.87	2,206,696.54	62,617,146.37	50,754,020.45	-18.95%	-29.83%	955,749,153.41
IPAu99.99	108,663.00	123,050.19	2,281,922.99	2,830,154.35	24.02%	-55.77%	130,911,848.13
OAU99.99	0.00	31,312.07	0.00	720,177.60	-	-65.05%	14,562,120.35
LAu99.95	0.00	0.00	0.00	0.00	-	-	2,228,129.12
LAu99.99	22,066.00	39,756.52	463,386.00	914,400.00	97.33%	9.46%	2,714,411.84
SHAU	191,122.36	184,479.78	4,013,569.60	4,243,035.04	5.72%	75.49%	38,542,864.98
Pt99.95	4,164.17	6,224.88	87,447.62	143,172.19	63.72%	49.18%	1,648,252.43
Ag99.99	1,013.86	1,291.07	21,291.09	29,694.54	39.47%	153.45%	165,286.78
Ag(T+D)	8,320,345.23	8,145,762.16	174,727,249.79	187,352,529.63	7.23%	159.09%	2,059,852,058.68
PAG99.99	17,506.38	25,927.49	367,633.89	596,332.30	62.21%	9.40%	10,414,691.82
OAG99.99	0.00	0.00	0.00	0.00	-	-	0.00
SHAG	25,607.43	25,489.56	537,756.03	586,259.90	9.02%	43.40%	5,026,023.62
Au Products (in total)	6,501,342.90	5,728,986.68	136,528,200.82	131,766,693.55	-3.49%	-9.03%	2,255,077,761.48
Ag Products (in total)	8,364,472.90	8,198,470.28	175,653,930.80	188,564,816.36	7.35%	157.33%	2,075,458,060.89
Pt Products (in total)	4,164.17	6,224.88	87,447.62	143,172.19	63.72%	49.18%	1,648,252.43
Total	14,869,979.96	13,933,681.83	312,269,579.23	320,474,682.10	2.63%	46.86%	4,332,184,074.81





Other Market Data

Delivery Volume

Delivery Volume (in kg)		
	Gold	Silver
Delivery Volume (Present Month)	800,861.26	2,059,920.00
Trading Volume (Present Month)	1,483,315.86	362,978,584.00
Delivery Ratio (Present Month)	53.99%	0.57%
Delivery Volume (Accumulative Total)	8,277,586.08	41,909,940.00
Trading Volume (Accumulative Total)	27,656,891.68	4,190,466,242.00
Delivery Ratio (Accumulative Total)	29.93%	1.00%
Withdrawal Volume (Present Month)	162,298.50	369,240.00
Withdrawal Volume (Accumulative Total)	1,205,326.62	2,106,615.00

Price Comparison Chart (Gold)

