

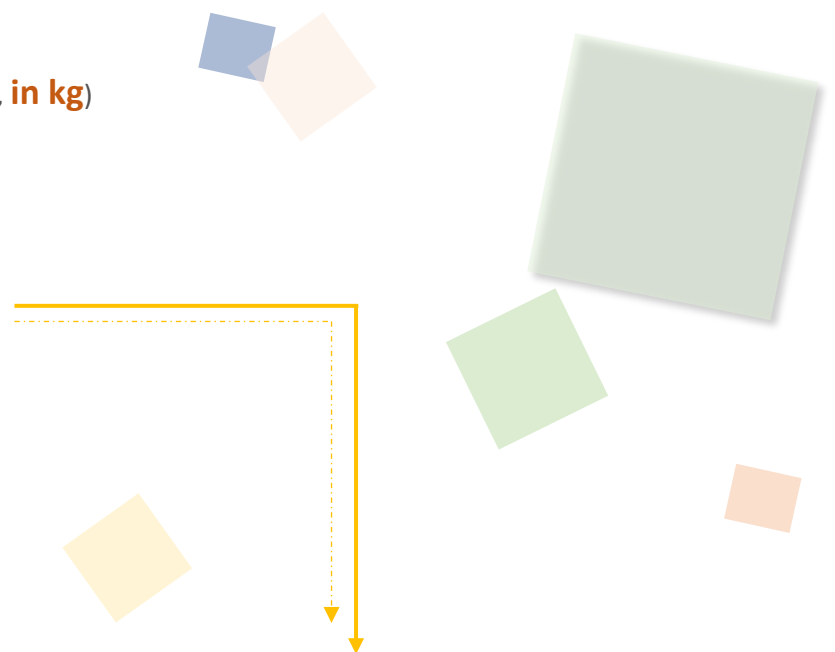
## Trading Volume & Amount in Charts

### ■ VOLUME

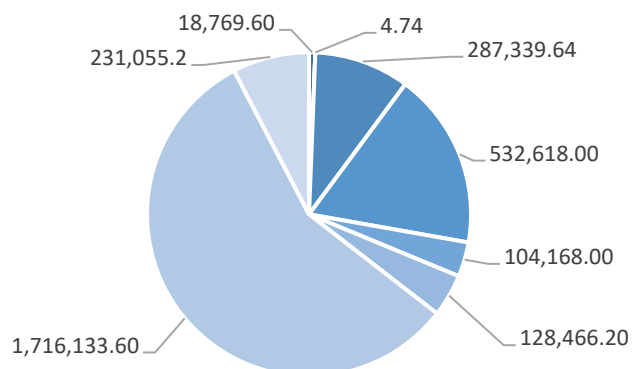
#### Popular Products (Trading Volume, in kg)

**Total: 118,921,921.02**


- ◆ Au Products: 3,018,555.02
- ◆ Ag (T+D): 114,594,956.00
- ◆ Others: 1,308,410.00

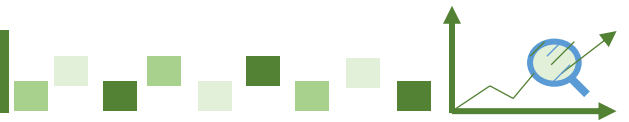


#### Popular Au Products Trading Volume (in kg)



■ iAu9999 ■ PGC30g ■ Au99.99 ■ Au(T+D) ■ SHAU ■ mAu(T+D) ■ PAu99.99 ■ Others





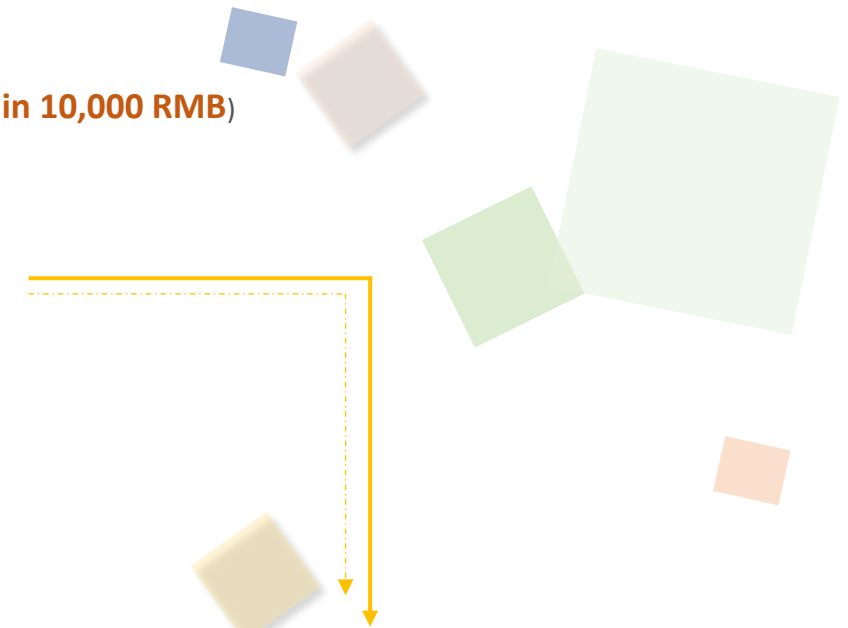
## Trading Volume & Amount in Charts

### AMOUNT

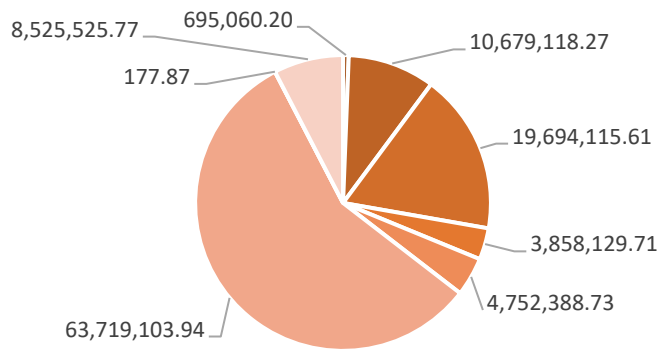
#### Popular Products (Trading Amount, in 10,000 RMB)

**Total: 173,657,151.03**


- ◆ Au Products: 111,923,620.09
- ◆ Ag (T+D): 60,804,439.20
- ◆ Others: 929,091.74



#### Popular Au Products Trading Amount (in 10,000 RMB)




■ iAu9999 ■ Au99.99 ■ Au(T+D) ■ SHAU ■ mAu(T+D) ■ PAu99.99 ■ PGC30g ■ Others





## Trading Volume & Amount in Details


Trading Volume (in kg)							
Contract	Previous Month Daily Average	Present Month Daily Average	Previous Month accumulative total	Present Month accumulative total	Month-on -Month	Year-on -Year	Present Year accumulative total
Au99.95	465.30	387.71	10,702.00	8,142.00	-23.92%	69.48%	38,284.00
Au99.99	16,267.65	13,682.84	374,156.02	287,339.64	-23.20%	-19.39%	1,176,812.08
Au100g	32.62	25.65	750.20	538.60	-28.21%	-52.52%	2,490.40
Au995	0.00	0.00	0.00	0.00	-	-	0.00
PGC30g	1.56	0.23	35.82	4.74	-86.77%	-76.56%	55.98
iAu9999	1,259.19	893.79	28,961.32	18,769.60	-35.19%	-27.05%	102,621.44
iAu100g	0.02	0.03	0.40	0.60	50.00%	-93.48%	2.80
iAu995	2.17	0.00	50.00	0.00	-100.00%	-	50.00
Au(T+D)	36,363.74	25,362.76	836,366.00	532,618.00	-36.32%	-72.99%	2,678,646.00
mAu(T+D)	8,276.57	6,117.44	190,361.00	128,466.20	-32.51%	-63.12%	612,098.60
Au(T+N1)	191.82	306.90	4,411.80	6,444.80	46.08%	354.56%	20,095.20
Au(T+N2)	99.13	312.95	2,280.00	6,572.00	188.25%	617.15%	15,324.00
NYAuTN06	154.36	65.98	3,550.20	1,385.60	-60.97%	-92.11%	13,802.20
NYAuTN12	111.02	72.13	2,553.40	1,514.80	-40.68%	-88.70%	6,271.60
PAu99.95	3,623.48	3,581.43	83,340.00	75,210.00	-9.76%	-50.39%	496,150.00
PAu99.99	93,633.36	81,720.65	2,153,567.20	1,716,133.60	-20.31%	-35.89%	6,170,219.20
IPAu99.99	7,447.04	2,637.85	171,281.94	55,394.84	-67.66%	-88.54%	506,148.00
OAu99.99	915.66	749.62	21,060.20	15,742.00	-25.25%	-84.11%	92,202.20
LAu99.95	0.00	280.48	0.00	5,890.00	-	-48.68%	5,890.00
LAu99.99	0.00	2,581.90	0.00	54,220.00	-	240.41%	54,220.00
SHAU	4,472.87	4,960.38	102,876.00	104,168.00	1.26%	93.55%	360,538.00
Pt99.95	414.17	438.10	9,526.00	9,200.00	-3.42%	23.16%	32,924.00
Ag99.99	416.09	532.86	9,570.00	11,190.00	16.93%	2.19%	36,210.00
Ag(T+D)	8,122,125.48	5,456,902.67	186,808,886.00	114,594,956.00	-38.66%	-50.44%	737,159,854.00
PAg99.99	33,579.13	12,348.57	772,320.00	259,320.00	-66.42%	-88.39%	2,827,440.00
OAg99.99	0.00	0.00	0.00	0.00	-	-	0.00
SHAG	49,093.04	48,985.71	1,129,140.00	1,028,700.00	-8.90%	53.25%	3,984,180.00
Au Products (in total)	173,317.54	143,740.72	3,986,303.50	3,018,555.02	-24.28%	-51.58%	12,351,921.70
Ag Products (in total)	8,205,213.74	5,518,769.81	188,719,916.00	115,894,166.00	-38.59%	-50.50%	744,007,684.00
Pt Products (in total)	414.17	438.10	9,526.00	9,200.00	-3.42%	23.16%	32,924.00
<b>Total</b>	<b>8,378,945.46</b>	<b>5,662,948.62</b>	<b>192,715,745.50</b>	<b>118,921,921.02</b>	<b>-38.29%</b>	<b>-50.53%</b>	<b>756,392,529.70</b>

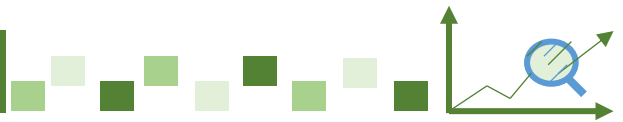




## Trading Volume & Amount in Details

Trading Amount (in 10,000 RMB)							
Contract	Previous Month Daily Average	Present Month Daily Average	Previous Month accumulative total	Present Month accumulative total	Month-on-Month	Year-on-Year	Present Year accumulative total
Au99.95	16,876.59	14,348.80	388,161.67	301,324.87	-22.37%	67.79%	1,434,955.84
Au99.99	593,064.06	508,529.44	13,640,473.28	10,679,118.27	-21.71%	-15.33%	44,014,557.23
Au100g	1,182.59	951.57	27,199.60	19,983.01	-26.53%	-52.91%	93,327.62
Au995	0.00	0.00	0.00	0.00	-	-	0.00
PGC30g	57.49	8.47	1,322.20	177.87	-86.55%	-76.82%	2,094.72
iAu9999	45,557.14	33,098.10	1,047,814.30	695,060.20	-33.67%	-28.93%	3,847,926.17
iAu100g	0.63	1.04	14.40	21.84	51.66%	-92.63%	98.34
iAu995	78.76	0.00	1,811.50	0.00	-100.00%	-	1,811.50
Au(T+D)	1,315,045.05	937,815.03	30,246,036.19	19,694,115.61	-34.89%	-73.18%	100,244,030.32
mAu(T+D)	299,763.72	226,304.23	6,894,565.47	4,752,388.73	-31.07%	-63.40%	22,914,111.16
Au(T+N1)	6,968.01	11,411.62	160,264.12	239,644.12	49.53%	350.79%	757,980.99
Au(T+N2)	3,651.54	11,753.27	83,985.50	246,818.70	193.88%	615.20%	586,378.50
NYAuTN06	5,586.44	2,438.52	128,488.06	51,208.99	-60.14%	-92.42%	525,792.18
NYAuTN12	4,077.03	2,696.46	93,771.68	56,625.62	-39.61%	-89.05%	236,588.56
PAu99.95	131,466.24	132,728.85	3,023,723.48	2,787,305.85	-7.82%	-50.23%	19,008,949.19
PAu99.99	3,409,713.97	3,034,243.04	78,423,421.34	63,719,103.94	-18.75%	-35.71%	230,728,317.91
IPAu99.99	268,711.25	97,707.85	6,180,358.73	2,051,864.88	-66.80%	-88.85%	19,180,990.38
OAg99.99	29,290.47	25,627.41	673,680.90	538,175.60	-20.11%	-85.47%	3,439,289.30
LAu99.95	0.00	10,435.51	0.00	219,145.70	-	-75.23%	219,145.70
LAu99.99	0.00	95,876.50	0.00	2,013,406.60	-	253.29%	2,013,406.60
SHAU	162,094.71	183,720.46	3,728,178.22	3,858,129.71	3.49%	92.25%	13,493,834.52
Pt99.95	10,488.18	11,388.29	241,228.08	239,154.09	-0.86%	80.35%	822,150.32
Ag99.99	220.48	286.02	5,071.08	6,006.38	18.44%	46.81%	19,391.23
Ag(T+D)	4,295,560.34	2,895,449.49	98,797,887.93	60,804,439.20	-38.46%	-28.27%	396,718,757.49
PAg99.99	17,939.33	6,553.61	412,604.56	137,625.79	-66.64%	-83.10%	1,556,883.01
OAg99.99	0.00	0.00	0.00	0.00	-	-	0.00
SHAG	25,943.94	26,014.55	596,710.57	546,305.48	-8.45%	122.70%	2,136,379.45
Au Products (in total)	6,293,185.68	5,329,696.19	144,743,270.63	111,923,620.09	-22.67%	-51.71%	462,743,586.73
Ag Products (in total)	4,339,664.09	2,928,303.66	99,812,274.14	61,494,376.85	-38.39%	-28.36%	400,431,411.18
Pt Products (in total)	10,488.18	11,388.29	241,228.08	239,154.09	-0.86%	80.35%	822,150.32
<b>Total</b>	<b>10,643,337.95</b>	<b>8,269,388.14</b>	<b>244,796,772.85</b>	<b>173,657,151.03</b>	<b>-29.06%</b>	<b>-45.35%</b>	<b>863,997,148.24</b>





## Other Market Data

### Delivery Volume

Delivery Volume (in kg)		
	Gold	Silver
Delivery Volume (Present Month)	671,475.18	3,939,570.00
Trading Volume (Present Month)	1,095,964.58	115,634,846.00
Delivery Ratio (Present Month)	61.27%	3.41%
Delivery Volume (Accumulative Total)	2,793,345.70	15,641,220.00
Trading Volume (Accumulative Total)	5,027,092.30	741,180,244.00
Delivery Ratio (Accumulative Total)	55.57%	2.11%
Withdrawal Volume (Present Month)	148,404.72	372,705.00
Withdrawal Volume (Accumulative Total)	568,028.83	1,054,905.00

### Price Comparison Chart (Gold)

