

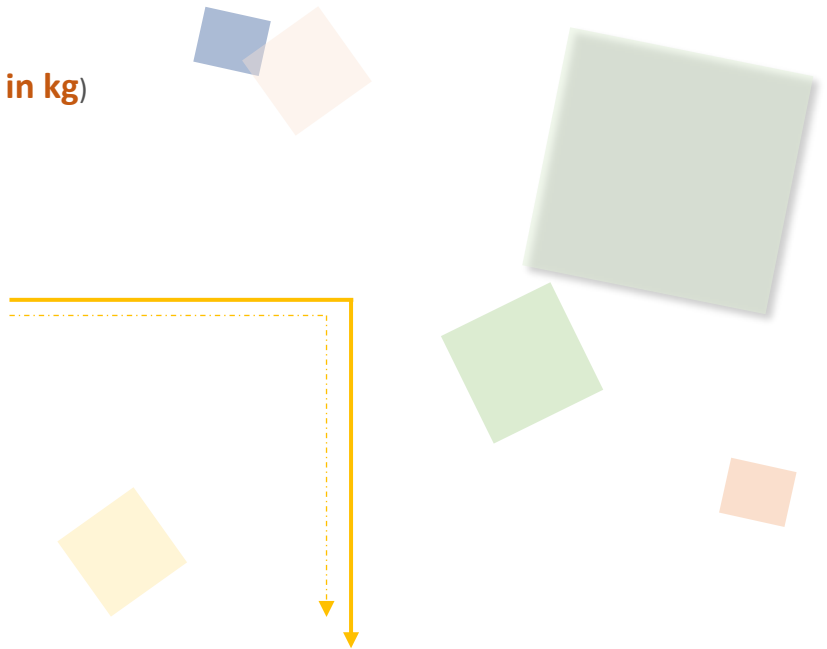
Trading Volume & Amount in Charts

■ VOLUME

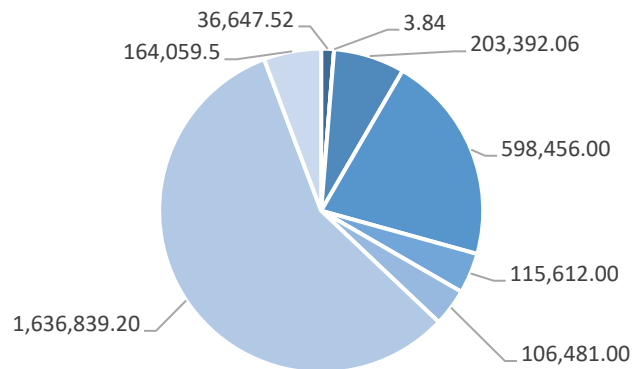
Popular Products (Trading Volume, in kg)

Total: 128,540,239.14

- ◆ Au Products: 2,861,491.14
- ◆ Ag (T+D): 124,167,498.00
- ◆ Others: 1,511,250.00



Popular Au Products Trading Volume (in kg)



■ iAu9999 ■ PGC30g ■ Au99.99 ■ Au(T+D) ■ SHAU ■ mAu(T+D) ■ PAu99.99 ■ Others



Trading Volume & Amount in Charts

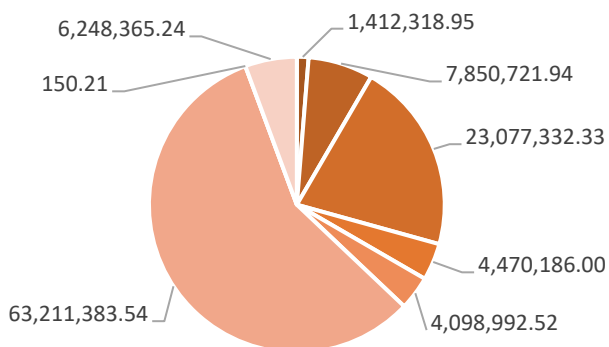
AMOUNT

Popular Products (Trading Amount, in 10,000 RMB)

Total: 181,943,655.74

- ◆ Au Products: 110,369,450.73
- ◆ Ag (T+D): 70,434,348.40
- ◆ Others: 1,139,856.60

Popular Au Products Trading Amount (in 10,000 RMB)




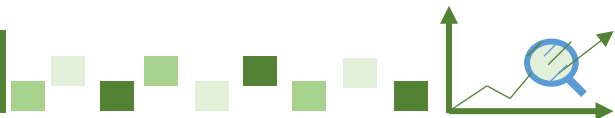
■ iAu9999
 ■ Au99.99
 ■ Au(T+D)
 ■ SHAU
 ■ mAu(T+D)
 ■ PAu99.99
 ■ PGC30g
 ■ Others



Trading Volume & Amount in Details


Trading Volume (in kg)							
Contract	Previous Month Daily Average	Present Month Daily Average	Previous Month accumulative total	Present Month accumulative total	Month-on -Month	Year-on -Year	Present Year accumulative total
Au99.95	387.71	200.33	8,142.00	3,606.00	-55.71%	-44.28%	41,890.00
Au99.99	13,682.84	11,299.56	287,339.64	203,392.06	-29.22%	-16.34%	1,380,204.14
Au100g	25.65	31.43	538.60	565.80	5.05%	-19.08%	3,056.20
Au995	0.00	0.00	0.00	0.00	-	-	0.00
PGC30g	0.23	0.21	4.74	3.84	-18.99%	-79.94%	59.82
iAu9999	893.79	2,035.97	18,769.60	36,647.52	95.25%	248.07%	139,268.96
iAu100g	0.03	0.01	0.60	0.20	-66.67%	-98.36%	3.00
iAu995	0.00	0.00	0.00	0.00	-	-	50.00
Au(T+D)	25,362.76	33,247.56	532,618.00	598,456.00	12.36%	-60.00%	3,277,102.00
mAu(T+D)	6,117.44	5,915.61	128,466.20	106,481.00	-17.11%	-53.65%	718,579.60
Au(T+N1)	306.90	17.90	6,444.80	322.20	-95.00%	-96.97%	20,417.40
Au(T+N2)	312.95	38.39	6,572.00	691.00	-89.49%	-72.17%	16,015.00
NYAuTN06	65.98	87.92	1,385.60	1,582.60	14.22%	-86.53%	15,384.80
NYAuTN12	72.13	132.31	1,514.80	2,381.60	57.22%	-71.78%	8,653.20
PAu99.95	3,581.43	3,157.78	75,210.00	56,840.00	-24.42%	-33.55%	552,990.00
PAu99.99	81,720.65	90,935.51	1,716,133.60	1,636,839.20	-4.62%	-13.07%	7,807,058.40
IPAu99.99	2,637.85	4,176.23	55,394.84	75,172.12	35.70%	-76.67%	581,320.12
OAu99.99	749.62	1,011.11	15,742.00	18,200.00	15.61%	-81.90%	110,402.20
LAu99.95	280.48	66.00	5,890.00	1,188.00	-79.83%	-	7,078.00
LAu99.99	2,581.90	195.00	54,220.00	3,510.00	-93.53%	-	57,730.00
SHAU	4,960.38	6,422.89	104,168.00	115,612.00	10.99%	78.88%	476,150.00
Pt99.95	438.10	620.00	9,200.00	11,160.00	21.30%	90.83%	44,084.00
Ag99.99	532.86	996.67	11,190.00	17,940.00	60.32%	199.00%	54,150.00
Ag(T+D)	5,456,902.67	6,898,194.33	114,594,956.00	124,167,498.00	8.35%	-59.45%	861,327,352.00
PAg99.99	12,348.57	28,673.33	259,320.00	516,120.00	99.03%	-78.71%	3,343,560.00
OAg99.99	0.00	0.00	0.00	0.00	-	-	0.00
SHAG	48,985.71	53,668.33	1,028,700.00	966,030.00	-6.09%	40.95%	4,950,210.00
Au Products (in total)	143,740.72	158,971.73	3,018,555.02	2,861,491.14	-5.20%	-36.07%	15,213,412.84
Ag Products (in total)	5,518,769.81	6,981,532.67	115,894,166.00	125,667,588.00	8.43%	-59.37%	869,675,272.00
Pt Products (in total)	438.10	620.00	9,200.00	11,160.00	21.30%	90.83%	44,084.00
Total	5,662,948.62	7,141,124.40	118,921,921.02	128,540,239.14	8.09%	-59.04%	884,932,768.84

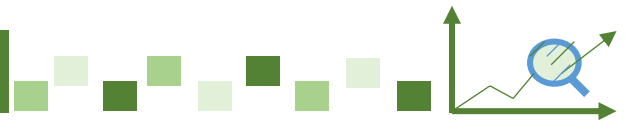




Trading Volume & Amount in Details

Trading Amount (in 10,000 RMB)							
Contract	Previous Month Daily Average	Present Month Daily Average	Previous Month accumulative total	Present Month accumulative total	Month-on -Month	Year-on -Year	Present Year accumulative total
Au99.95	14,348.80	7,702.45	301,324.87	138,644.02	-53.99%	-44.87%	1,573,599.86
Au99.99	508,529.44	436,151.22	10,679,118.27	7,850,721.94	-26.49%	-11.02%	51,865,279.17
Au100g	951.57	1,210.45	19,983.01	21,788.13	9.03%	-20.06%	115,115.75
Au995	0.00	0.00	0.00	0.00	-	-	0.00
PGC30g	8.47	8.34	177.87	150.21	-15.55%	-80.13%	2,244.92
iAu9999	33,098.10	78,462.16	695,060.20	1,412,318.95	103.19%	240.90%	5,260,245.13
iAu100g	1.04	0.41	21.84	7.36	-66.30%	-98.07%	105.70
iAu995	0.00	0.00	0.00	0.00	-	-	1,811.50
Au(T+D)	937,815.03	1,282,074.02	19,694,115.61	23,077,332.33	17.18%	-60.36%	123,321,362.65
mAu(T+D)	226,304.23	227,721.81	4,752,388.73	4,098,992.52	-13.75%	-54.07%	27,013,103.68
Au(T+N1)	11,411.62	695.20	239,644.12	12,513.63	-94.78%	-96.96%	770,494.63
Au(T+N2)	11,753.27	1,496.00	246,818.70	26,927.95	-89.09%	-72.36%	613,306.45
NYAuTN06	2,438.52	3,401.22	51,208.99	61,222.01	19.55%	-86.80%	587,014.19
NYAuTN12	2,696.46	5,166.29	56,625.62	92,993.16	64.22%	-72.17%	329,581.73
PAu99.95	132,728.85	121,405.47	2,787,305.85	2,185,298.47	-21.60%	-34.26%	21,194,247.65
PAu99.99	3,034,243.04	3,511,743.53	63,719,103.94	63,211,383.54	-0.80%	-13.19%	293,939,701.45
IPAu99.99	97,707.85	160,774.26	2,051,864.88	2,893,936.67	41.04%	-77.15%	22,074,927.05
OAU99.99	25,627.41	35,250.78	538,175.60	634,514.00	17.90%	-83.81%	4,073,803.30
LAu99.95	10,435.51	2,506.68	219,145.70	45,120.24	-79.41%	-	264,265.94
LAu99.99	95,876.50	7,522.20	2,013,406.60	135,399.60	-93.28%	-	2,148,806.20
SHAU	183,720.46	248,343.67	3,858,129.71	4,470,186.00	15.86%	77.33%	17,964,020.52
Pt99.95	11,388.29	16,128.59	239,154.09	290,314.65	21.39%	160.30%	1,112,464.97
Ag99.99	286.02	565.52	6,006.38	10,179.35	69.48%	354.14%	29,570.58
Ag(T+D)	2,895,449.49	3,913,019.36	60,804,439.20	70,434,348.40	15.84%	-43.45%	467,153,105.89
PAG99.99	6,553.61	16,174.24	137,625.79	291,136.34	111.54%	-69.55%	1,848,019.35
OAG99.99	0.00	0.00	0.00	0.00	-	-	0.00
SHAG	26,014.55	30,457.01	546,305.48	548,226.26	0.35%	96.29%	2,684,605.72
Au Products (in total)	5,329,696.19	6,131,636.15	111,923,620.09	110,369,450.73	-1.39%	-36.28%	573,113,037.46
Ag Products (in total)	2,928,303.66	3,960,216.13	61,494,376.85	71,283,890.36	15.92%	-43.33%	471,715,301.54
Pt Products (in total)	11,388.29	16,128.59	239,154.09	290,314.65	21.39%	160.30%	1,112,464.97
Total	8,269,388.14	10,107,980.87	173,657,151.03	181,943,655.74	4.77%	-39.17%	1,045,940,803.98





Other Market Data

Delivery Volume

Delivery Volume (in kg)		
	Gold	Silver
Delivery Volume (Present Month)	620,130.42	3,198,210.00
Trading Volume (Present Month)	1,069,741.82	125,151,468.00
Delivery Ratio (Present Month)	57.97%	2.56%
Delivery Volume (Accumulative Total)	3,413,476.12	18,839,430.00
Trading Volume (Accumulative Total)	6,096,834.12	866,331,712.00
Delivery Ratio (Accumulative Total)	55.99%	2.17%
Withdrawal Volume (Present Month)	105,061.70	179,580.00
Withdrawal Volume (Accumulative Total)	673,090.53	1,234,485.00

Price Comparison Chart (Gold)

