

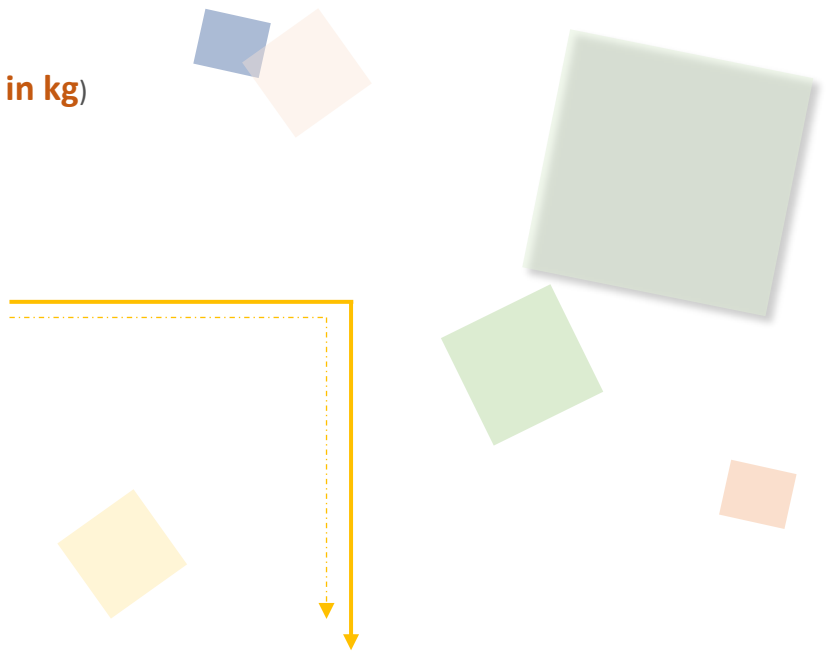
Trading Volume & Amount in Charts

■ VOLUME

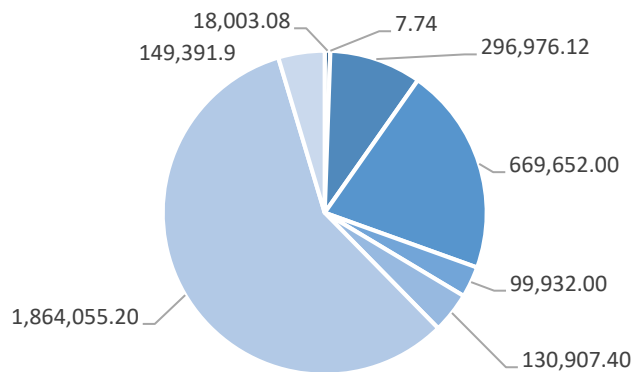
Popular Products (Trading Volume, in kg)

Total: 105,274,367.42


- ◆ Au Products: 3,228,925.42
- ◆ Ag (T+D): 100,682,064.00
- ◆ Others: 1,363,378.00



Popular Au Products Trading Volume (in kg)



■ iAu9999 ■ PGC30g ■ Au99.99 ■ Au(T+D) ■ SHAU ■ mAu(T+D) ■ PAu99.99 ■ Others





Trading Volume & Amount in Charts

AMOUNT

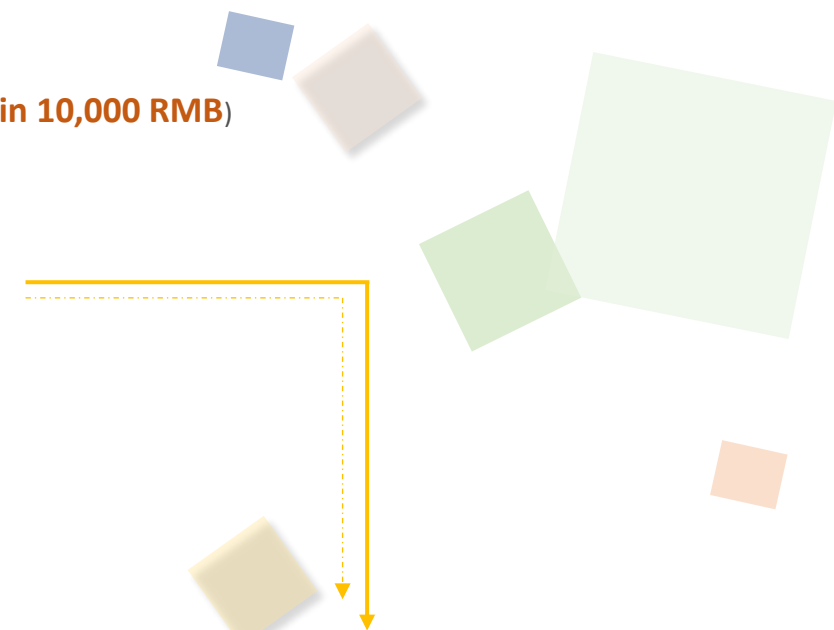
Popular Products (Trading Amount, in 10,000 RMB)

Total: 179,384,697.65

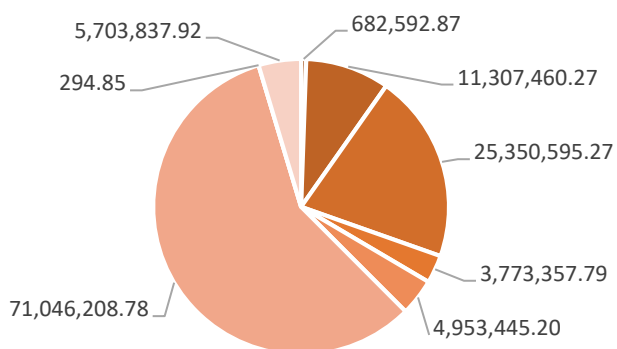
◆ Au Products: 122,817,792.95

◆ Ag (T+D): 55,492,512.63


◆ Others: 1,074,392.07



Popular Au Products Trading Amount (in 10,000 RMB)




■ iAu9999 ■ Au99.99 ■ Au(T+D) ■ SHAU ■ mAu(T+D) ■ PAu99.99 ■ PGC30g ■ Others





Trading Volume & Amount in Details

Trading Volume (in kg)							
Contract	Previous Month Daily Average	Present Month Daily Average	Previous Month accumulative total	Present Month accumulative total	Month-on -Month	Year-on -Year	Present Year accumulative total
Au99.95	200.33	379.90	3,606.00	7,978.00	121.24%	60.20%	49,868.00
Au99.99	11,299.56	14,141.72	203,392.06	296,976.12	46.01%	24.42%	1,677,180.26
Au100g	31.43	33.51	565.80	703.80	24.39%	-6.11%	3,760.00
Au995	0.00	9.52	0.00	200.00	-	-	200.00
PGC30g	0.21	0.37	3.84	7.74	101.56%	-39.72%	67.56
iAu9999	2,035.97	857.29	36,647.52	18,003.08	-50.88%	10.62%	157,272.04
iAu100g	0.01	0.02	0.20	0.40	100.00%	-96.88%	3.40
iAu995	0.00	2.38	0.00	50.00	-	-50.00%	100.00
Au(T+D)	33,247.56	31,888.19	598,456.00	669,652.00	11.90%	-60.84%	3,946,754.00
mAu(T+D)	5,915.61	6,233.69	106,481.00	130,907.40	22.94%	-42.49%	849,487.00
Au(T+N1)	17.90	15.16	322.20	318.40	-1.18%	-91.99%	20,735.80
Au(T+N2)	38.39	29.48	691.00	619.00	-10.42%	-64.62%	16,634.00
NYAuTN06	87.92	190.80	1,582.60	4,006.80	153.18%	-21.59%	19,391.60
NYAuTN12	132.31	452.39	2,381.60	9,500.20	298.90%	-16.19%	18,153.40
PAu99.95	3,157.78	2,569.24	56,840.00	53,954.00	-5.08%	1.80%	606,944.00
PAu99.99	90,935.51	88,764.53	1,636,839.20	1,864,055.20	13.88%	-21.02%	9,671,113.60
IPAu99.99	4,176.23	2,631.49	75,172.12	55,261.28	-26.49%	-82.78%	636,581.40
OAU99.99	1,011.11	800.00	18,200.00	16,800.00	-7.69%	10.83%	127,202.20
LAu99.95	66.00	0.00	1,188.00	0.00	-100.00%	-	7,078.00
LAu99.99	195.00	0.00	3,510.00	0.00	-100.00%	-100.00%	57,730.00
SHAU	6,422.89	4,758.67	115,612.00	99,932.00	-13.56%	8.17%	576,082.00
Pt99.95	620.00	654.19	11,160.00	13,738.00	23.10%	104.56%	57,822.00
Ag99.99	996.67	775.71	17,940.00	16,290.00	-9.20%	68.11%	70,440.00
Ag(T+D)	6,898,194.33	4,794,384.00	124,167,498.00	100,682,064.00	-18.91%	-68.70%	962,009,416.00
PAg99.99	28,673.33	12,791.43	516,120.00	268,620.00	-47.95%	-97.68%	3,612,180.00
OAg99.99	0.00	0.00	0.00	0.00	-	-	0.00
SHAG	53,668.33	50,701.43	966,030.00	1,064,730.00	10.22%	9.57%	6,014,940.00
Au Products (in total)	158,971.73	153,758.35	2,861,491.14	3,228,925.42	12.84%	-36.24%	18,442,338.26
Ag Products (in total)	6,981,532.67	4,858,652.57	125,667,588.00	102,031,704.00	-18.81%	-69.47%	971,706,976.00
Pt Products (in total)	620.00	654.19	11,160.00	13,738.00	23.10%	104.56%	57,822.00
Total	7,141,124.40	5,013,065.12	128,540,239.14	105,274,367.42	-18.10%	-68.98%	990,207,136.26





Trading Volume & Amount in Details

Trading Amount (in 10,000 RMB)							
Contract	Previous Month Daily Average	Present Month Daily Average	Previous Month accumulative total	Present Month accumulative total	Month-on-Month	Year-on-Year	Present Year accumulative total
Au99.95	7,702.45	14,416.77	138,644.02	302,752.07	118.37%	57.22%	1,876,351.93
Au99.99	436,151.22	538,450.49	7,850,721.94	11,307,460.27	44.03%	24.68%	63,172,739.44
Au100g	1,210.45	1,264.08	21,788.13	26,545.74	21.84%	-9.68%	141,661.49
Au995	0.00	365.71	0.00	7,680.00	-	-	7,680.00
PGC30g	8.34	14.04	150.21	294.85	96.30%	-42.18%	2,539.77
iAu9999	78,462.16	32,504.42	1,412,318.95	682,592.87	-51.67%	7.65%	5,942,837.99
iAu100g	0.41	0.71	7.36	14.86	101.90%	-96.32%	120.56
iAu995	0.00	88.56	0.00	1,859.75	-	-52.64%	3,671.25
Au(T+D)	1,282,074.02	1,207,171.20	23,077,332.33	25,350,595.27	9.85%	-62.06%	148,671,957.92
mAu(T+D)	227,721.81	235,878.34	4,098,992.52	4,953,445.20	20.85%	-44.27%	31,966,548.89
Au(T+N1)	695.20	580.72	12,513.63	12,195.08	-2.55%	-92.18%	782,689.71
Au(T+N2)	1,496.00	1,125.66	26,927.95	23,638.77	-12.21%	-65.47%	636,945.22
NYAuTN06	3,401.22	7,355.18	61,222.01	154,458.69	152.29%	-23.55%	741,472.87
NYAuTN12	5,166.29	17,496.42	92,993.16	367,424.87	295.11%	-18.40%	697,006.60
PAu99.95	121,405.47	97,000.99	2,185,298.47	2,037,020.81	-6.79%	-2.47%	23,231,268.46
PAu99.99	3,511,743.53	3,383,152.80	63,211,383.54	71,046,208.78	12.39%	-23.17%	364,985,910.23
IPAu99.99	160,774.26	101,427.59	2,893,936.67	2,129,979.29	-26.40%	-83.15%	24,204,906.34
OAU99.99	35,250.78	30,488.95	634,514.00	640,268.00	0.91%	8.17%	4,714,071.30
LAu99.95	2,506.68	0.00	45,120.24	0.00	-100.00%	-	264,265.94
LAu99.99	7,522.20	0.00	135,399.60	0.00	-100.00%	-100.00%	2,148,806.20
SHAU	248,343.67	179,683.70	4,470,186.00	3,773,357.79	-15.59%	4.41%	21,737,378.31
Pt99.95	16,128.59	15,826.87	290,314.65	332,364.21	14.48%	151.79%	1,444,829.19
Ag99.99	565.52	425.66	10,179.35	8,938.80	-12.19%	116.41%	38,509.38
Ag(T+D)	3,913,019.36	2,642,500.60	70,434,348.40	55,492,512.63	-21.21%	-59.63%	522,645,618.52
PAG99.99	16,174.24	7,041.99	291,136.34	147,881.76	-49.21%	-96.97%	1,995,901.11
OAG99.99	0.00	0.00	0.00	0.00	-	-	0.00
SHAG	30,457.01	27,867.01	548,226.26	585,207.30	6.75%	40.89%	3,269,813.02
Au Products (in total)	6,131,636.15	5,848,466.33	110,369,450.73	122,817,792.95	11.28%	-37.97%	695,930,830.41
Ag Products (in total)	3,960,216.13	2,677,835.26	71,283,890.36	56,234,540.49	-21.11%	-60.61%	527,949,842.03
Pt Products (in total)	16,128.59	15,826.87	290,314.65	332,364.21	14.48%	151.79%	1,444,829.19
Total	10,107,980.87	8,542,128.46	181,943,655.74	179,384,697.65	-1.41%	-47.38%	1,225,325,501.62



Other Market Data

Delivery Volume

Delivery Volume (in kg)		
	Gold	Silver
Delivery Volume (Present Month)	693,804.94	3,479,040.00
Trading Volume (Present Month)	1,238,854.94	101,763,084.00
Delivery Ratio (Present Month)	56.00%	3.42%
Delivery Volume (Accumulative Total)	4,107,281.06	22,318,470.00
Trading Volume (Accumulative Total)	7,335,689.06	968,094,796.00
Delivery Ratio (Accumulative Total)	55.99%	2.31%
Withdrawal Volume (Present Month)	132,803.48	277,455.00
Withdrawal Volume (Accumulative Total)	805,894.01	1,511,940.00

Price Comparison Chart (Gold)

