



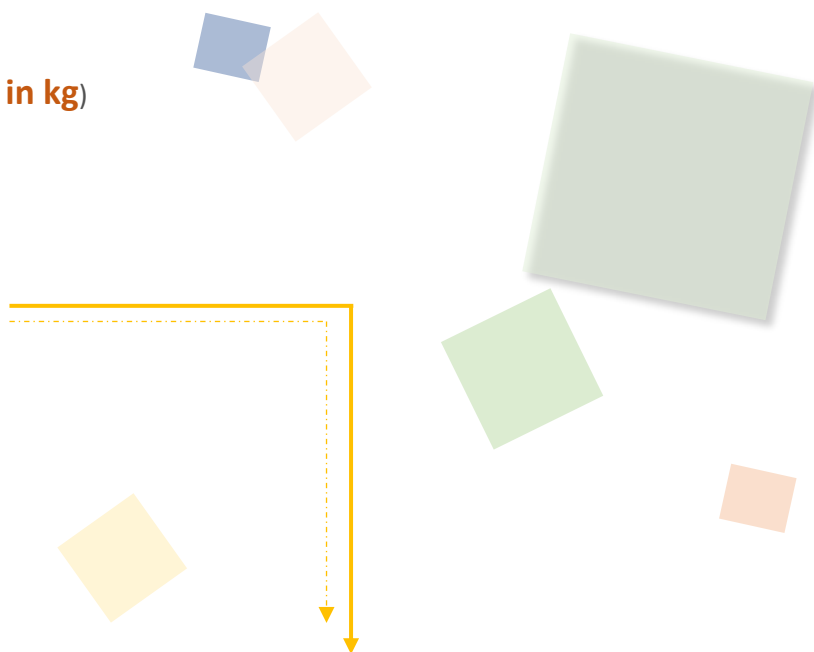
Trading Volume & Amount in Charts

■ VOLUME

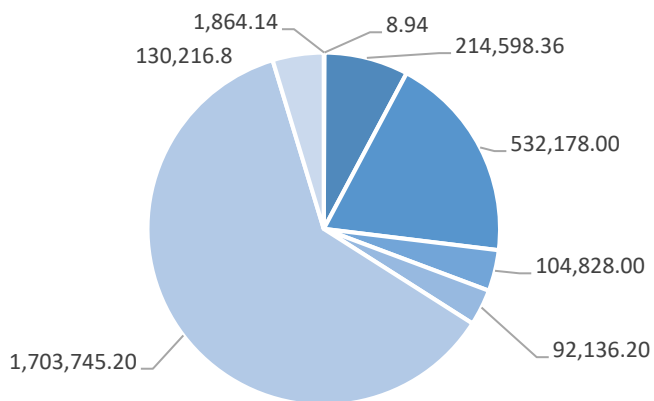
Popular Products (Trading Volume, in kg)

Total: 97,444,529.64


- ◆ Au Products: 2,779,575.64
- ◆ Ag (T+D): 93,061,260.00
- ◆ Others: 9,433,531.78



Popular Au Products Trading Volume (in kg)



■ iAu9999 ■ PGC30g ■ Au99.99 ■ Au(T+D) ■ SHAU ■ mAu(T+D) ■ PAu99.99 ■ Others





Trading Volume & Amount in Charts

AMOUNT

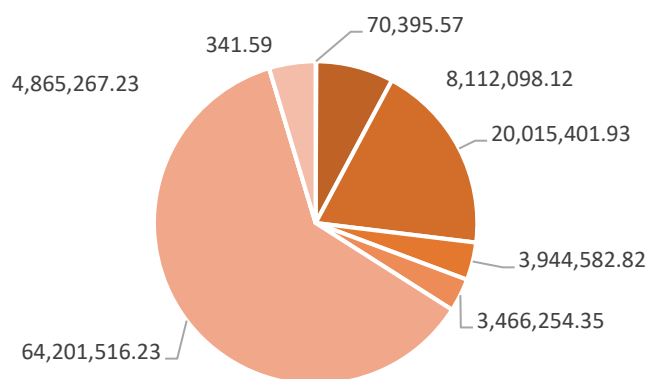
Popular Products (Trading Amount, in 10,000 RMB)

Total: 155,466,761.15


- ◆ Au Products: 104,675,857.84
- ◆ Ag (T+D): 49,678,065.73
- ◆ Others: 1,112,837.58



Popular Au Products Trading Amount (in 10,000 RMB)




■ iAu9999 ■ Au99.99 ■ Au(T+D) ■ SHAU ■ mAu(T+D) ■ PAu99.99 ■ PGC30g ■ Others

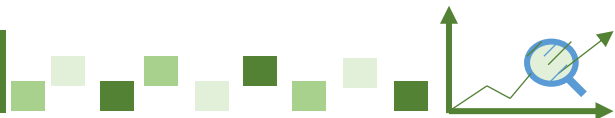




Trading Volume & Amount in Details


Trading Volume (in kg)							
Contract	Previous Month Daily Average	Present Month Daily Average	Previous Month accumulative total	Present Month accumulative total	Month-on-Month	Year-on-Year	Present Year accumulative total
Au99.95	379.90	167.55	7,978.00	3,686.00	-53.80%	-28.26%	53,554.00
Au99.99	14,141.72	9,754.47	296,976.12	214,598.36	-27.74%	-9.56%	1,891,778.62
Au100g	33.51	20.27	703.80	446.00	-36.63%	-62.87%	4,206.00
Au995	9.52	9.09	200.00	200.00	0.00%	-	400.00
PGC30g	0.37	0.41	7.74	8.94	15.50%	-57.79%	76.50
iAu9999	857.29	84.73	18,003.08	1,864.14	-89.65%	622.70%	159,136.18
iAu100g	0.02	0.00	0.40	0.00	-100.00%	-100.00%	3.40
iAu995	2.38	0.00	50.00	0.00	-100.00%	-	100.00
Au(T+D)	31,888.19	24,189.91	669,652.00	532,178.00	-20.53%	-74.58%	4,478,932.00
mAu(T+D)	6,233.69	4,188.01	130,907.40	92,136.20	-29.62%	-64.74%	941,623.20
Au(T+N1)	15.16	7.06	318.40	155.40	-51.19%	-88.36%	20,891.20
Au(T+N2)	29.48	10.45	619.00	230.00	-62.84%	-85.50%	16,864.00
NYAuTN06	190.80	46.14	4,006.80	1,015.00	-74.67%	-83.03%	20,406.60
NYAuTN12	452.39	65.38	9,500.20	1,438.40	-84.86%	-89.96%	19,591.80
PAu99.95	2,569.24	1,483.64	53,954.00	32,640.00	-39.50%	-78.96%	639,584.00
PAu99.99	88,764.53	77,442.96	1,864,055.20	1,703,745.20	-8.60%	-43.49%	11,374,858.80
IPAu99.99	2,631.49	2,376.64	55,261.28	52,286.00	-5.38%	-64.36%	688,867.40
IPAu99.5	0.00	4.55	0.00	100.00	-	-	100.00
OAU99.99	800.00	470.00	16,800.00	10,340.00	-38.45%	-59.91%	137,542.20
LAu99.95	0.00	83.64	0.00	1,840.00	-	-	8,918.00
LAu99.99	0.00	1,174.55	0.00	25,840.00	-	-	83,570.00
SHAU	4,758.67	4,764.91	99,932.00	104,828.00	4.90%	-3.80%	680,910.00
Pt99.95	654.19	498.36	13,738.00	10,964.00	-20.19%	107.81%	68,786.00
Ag99.99	775.71	650.45	16,290.00	14,310.00	-12.15%	-42.60%	84,750.00
Ag(T+D)	4,794,384.00	4,230,057.27	100,682,064.00	93,061,260.00	-7.57%	-80.64%	1,055,070,676.00
PAG99.99	12,791.43	21,125.45	268,620.00	464,760.00	73.02%	-76.89%	4,076,940.00
OAg99.99	0.00	0.00	0.00	0.00	-	-	0.00
SHAG	50,701.43	50,620.91	1,064,730.00	1,113,660.00	4.60%	-0.14%	7,128,600.00
Au Products (in total)	153,758.35	126,344.35	3,228,925.42	2,779,575.64	-13.92%	-54.24%	21,221,913.90
Ag Products (in total)	4,858,652.57	4,302,454.09	102,031,704.00	94,653,990.00	-7.23%	-80.44%	1,066,360,966.00
Pt Products (in total)	654.19	498.36	13,738.00	10,964.00	-20.19%	107.81%	68,786.00
Total	5,013,065.12	4,429,296.80	105,274,367.42	97,444,529.64	-7.44%	-80.11%	1,087,651,665.90

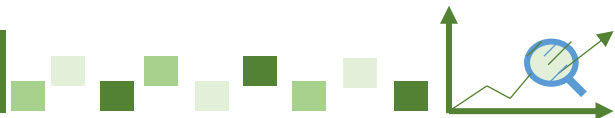




Trading Volume & Amount in Details

Trading Amount (in 10,000 RMB)							
Contract	Previous Month Daily Average	Present Month Daily Average	Previous Month accumulative total	Present Month accumulative total	Month-on-Month	Year-on-Year	Present Year accumulative total
Au99.95	14,416.77	6,319.19	302,752.07	139,022.11	-54.08%	-33.77%	2,015,374.04
Au99.99	538,450.49	368,731.73	11,307,460.27	8,112,098.12	-28.26%	-13.59%	71,284,837.56
Au100g	1,264.08	763.14	26,545.74	16,789.00	-36.75%	-66.11%	158,450.50
Au995	365.71	341.27	7,680.00	7,508.00	-2.24%	-	15,188.00
PGC30g	14.04	15.53	294.85	341.59	15.85%	-61.40%	2,881.37
iAu9999	32,504.42	3,199.80	682,592.87	70,395.57	-89.69%	528.59%	6,013,233.56
iAu100g	0.71	0.00	14.86	0.00	-100.00%	-100.00%	120.56
iAu995	88.56	0.00	1,859.75	0.00	-100.00%	-	3,671.25
Au(T+D)	1,207,171.20	909,791.00	25,350,595.27	20,015,401.93	-21.05%	-76.74%	168,687,359.85
mAu(T+D)	235,878.34	157,557.02	4,953,445.20	3,466,254.35	-30.02%	-67.70%	35,432,803.23
Au(T+N1)	580.72	268.06	12,195.08	5,897.38	-51.64%	-89.26%	788,587.09
Au(T+N2)	1,125.66	394.13	23,638.77	8,670.81	-63.32%	-86.83%	645,616.03
NYAuTN06	7,355.18	1,769.28	154,458.69	38,924.09	-74.80%	-84.74%	780,396.96
NYAuTN12	17,496.42	2,479.12	367,424.87	54,540.54	-85.16%	-90.97%	751,547.15
PAu99.95	97,000.99	55,987.13	2,037,020.81	1,231,716.83	-39.53%	-80.36%	24,462,985.29
PAu99.99	3,383,152.80	2,918,250.74	71,046,208.78	64,201,516.23	-9.63%	-47.67%	429,187,426.46
IPAu99.99	101,427.59	89,879.11	2,129,979.29	1,977,340.45	-7.17%	-66.88%	26,182,246.80
IPAu99.5	0.00	167.68	0.00	3,689.00	-	-	3,689.00
OAU99.99	30,488.95	15,371.68	640,268.00	338,177.00	-47.18%	-63.86%	5,052,248.30
LAu99.95	0.00	3,169.82	0.00	69,736.00	-	-	334,001.94
LAu99.99	0.00	44,238.91	0.00	973,256.00	-	-	3,122,062.20
SHAU	179,683.70	179,299.22	3,773,357.79	3,944,582.82	4.54%	-11.03%	25,681,961.13
Pt99.95	15,826.87	11,780.43	332,364.21	259,169.55	-22.02%	142.97%	1,703,998.74
Ag99.99	425.66	352.74	8,938.80	7,760.30	-13.18%	-31.62%	46,269.68
Ag(T+D)	2,642,500.60	2,258,093.90	55,492,512.63	49,678,065.73	-10.48%	-79.44%	572,323,684.25
PAG99.99	7,041.99	11,436.65	147,881.76	251,606.27	70.14%	-72.53%	2,247,507.38
OAG99.99	0.00	0.00	0.00	0.00	-	-	0.00
SHAG	27,867.01	27,013.70	585,207.30	594,301.46	1.55%	9.44%	3,864,114.47
Au Products (in total)	5,848,466.33	4,757,993.54	122,817,792.95	104,675,857.84	-14.77%	-57.74%	800,606,688.25
Ag Products (in total)	2,677,835.26	2,296,896.99	56,234,540.49	50,531,733.76	-10.14%	-79.21%	578,481,575.79
Pt Products (in total)	15,826.87	11,780.43	332,364.21	259,169.55	-22.02%	142.97%	1,703,998.74
Total	8,542,128.46	7,066,670.96	179,384,697.65	155,466,761.15	-13.33%	-68.33%	1,380,792,262.78





Other Market Data

Delivery Volume

Delivery Volume (in kg)		
	Gold	Silver
Delivery Volume (Present Month)	495,053.84	4,726,350.00
Trading Volume (Present Month)	952,784.44	94,189,230.00
Delivery Ratio (Present Month)	51.96%	5.02%
Delivery Volume (Accumulative Total)	4,602,334.90	27,044,820.00
Trading Volume (Accumulative Total)	8,288,473.50	1,062,284,026.00
Delivery Ratio (Accumulative Total)	55.53%	2.55%
Withdrawal Volume (Present Month)	110,612.36	286,395.00
Withdrawal Volume (Accumulative Total)	916,506.37	1,798,335.00

Price Comparison Chart (Gold)

