

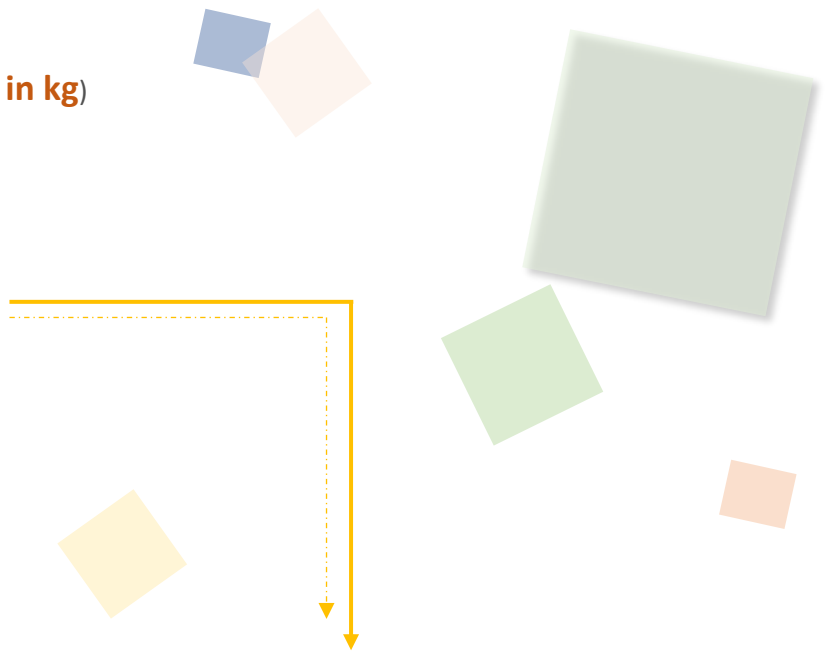
## Trading Volume & Amount in Charts

### ■ VOLUME

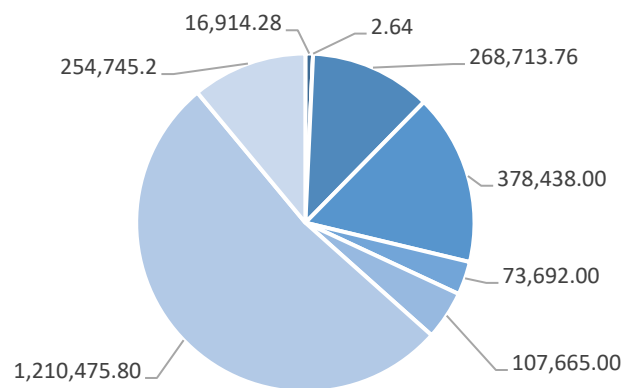
#### Popular Products (Trading Volume, in kg)

**Total: 55,279,572.68**


- ◆ Au Products: 2,310,646.68
- ◆ Ag (T+D): 52,151,388.00
- ◆ Others: 817,538.00

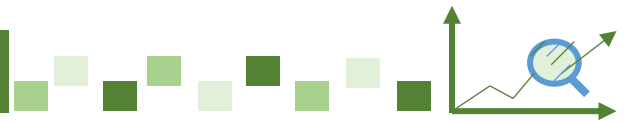


#### Popular Au Products Trading Volume (in kg)



- iAu9999
- PGC30g
- Au99.99
- Au(T+D)
- SHAU
- mAu(T+D)
- PAu99.99
- Others





## Trading Volume & Amount in Charts

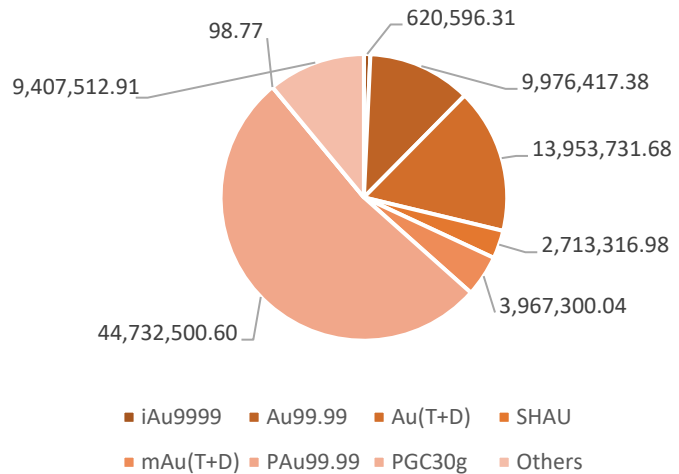
### AMOUNT

#### Popular Products (Trading Amount, in 10,000 RMB)

**Total: 111,499,304.04**

- ◆ Au Products: 85,371,474.68
- ◆ Ag (T+D): 25,613,530.41
- ◆ Others: 514,298.95


#### Popular Au Products Trading Amount (in 10,000 RMB)





## Trading Volume & Amount in Details

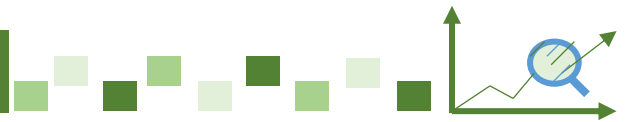
Trading Volume (in kg)							
Contract	Previous Month Daily Average	Present Month Daily Average	Previous Month accumulative total	Present Month accumulative total	Month-on -Month	Year-on -Year	Present Year accumulative total
Au99.95	441.60	292.25	8,832.00	4,676.00	-47.06%	-31.50%	75,946.00
Au99.99	17,704.69	16,794.61	354,093.78	268,713.76	-24.11%	33.69%	2,810,647.52
Au100g	24.67	21.14	493.40	338.20	-31.46%	-25.14%	5,844.60
Au995	0.00	18.75	0.00	300.00	-	-	900.00
PGC30g	0.50	0.17	10.08	2.64	-73.81%	-55.10%	99.00
iAu9999	2,569.63	1,057.14	51,392.56	16,914.28	-67.09%	8272.58%	242,037.24
iAu100g	0.00	0.08	0.00	1.20	-	-84.62%	5.00
iAu995	5.00	0.00	100.00	0.00	-100.00%	-	200.00
Au(T+D)	21,251.60	23,652.38	425,032.00	378,438.00	-10.96%	-39.57%	5,848,968.00
mAu(T+D)	7,356.99	6,729.06	147,139.80	107,665.00	-26.83%	17.11%	1,320,634.00
Au(T+N1)	4.07	4.90	81.40	78.40	-3.69%	-96.86%	21,162.60
Au(T+N2)	41.06	14.99	821.20	239.80	-70.80%	-88.68%	18,343.00
NYAuTN06	35.96	72.28	719.20	1,156.40	60.79%	-68.59%	23,654.20
NYAuTN12	81.59	98.95	1,631.80	1,583.20	-2.98%	-85.01%	24,645.40
PAu99.95	1,550.00	5,197.00	31,000.00	83,152.00	168.23%	-53.29%	774,066.00
PAu99.99	56,654.74	75,654.74	1,133,094.80	1,210,475.80	6.83%	15.77%	15,037,730.80
IPAu99.99	8,909.52	9,617.50	178,190.40	153,880.00	-13.64%	136.43%	1,156,353.80
IPAu99.5	0.00	0.00	0.00	0.00	-	-	100.00
OAU99.99	525.00	7.50	10,500.00	120.00	-98.86%	-	159,602.20
LAu99.95	0.00	407.50	0.00	6,520.00	-	-	17,366.00
LAu99.99	500.00	168.75	10,000.00	2,700.00	-73.00%	-	115,878.00
SHAU	3,796.10	4,605.75	75,922.00	73,692.00	-2.94%	3.61%	949,476.00
Pt99.95	558.50	332.38	11,170.00	5,318.00	-52.39%	-10.86%	99,068.00
Ag99.99	1,047.00	3,560.63	20,940.00	56,970.00	172.06%	58.51%	176,430.00
Ag(T+D)	3,390,006.50	3,259,461.75	67,800,130.00	52,151,388.00	-23.08%	-79.70%	1,257,906,894.00
PAG99.99	29,280.00	3,172.50	585,600.00	50,760.00	-91.33%	-81.69%	5,135,400.00
OAg99.99	0.00	0.00	0.00	0.00	-	-	0.00
SHAG	46,467.00	44,030.63	929,340.00	704,490.00	-24.19%	-18.77%	9,846,300.00
Au Products (in total)	121,452.72	144,415.42	2,429,054.42	2,310,646.68	-4.87%	0.23%	28,603,659.36
Ag Products (in total)	3,466,800.50	3,310,225.50	69,336,010.00	52,963,608.00	-23.61%	-79.48%	1,273,065,024.00
Pt Products (in total)	558.50	332.38	11,170.00	5,318.00	-52.39%	-10.86%	99,068.00
<b>Total</b>	<b>3,588,811.72</b>	<b>3,454,973.29</b>	<b>71,776,234.42</b>	<b>55,279,572.68</b>	<b>-22.98%</b>	<b>-78.77%</b>	<b>1,301,767,751.36</b>





## Trading Volume & Amount in Details

Trading Amount (in 10,000 RMB)							
Contract	Previous Month Daily Average	Present Month Daily Average	Previous Month accumulative total	Present Month accumulative total	Month-on -Month	Year-on -Year	Present Year accumulative total
Au99.95	16,540.00	10,777.49	330,800.06	172,439.86	-47.87%	-37.30%	2,868,087.95
Au99.99	661,502.02	623,526.09	13,230,040.45	9,976,417.38	-24.59%	25.58%	105,621,792.80
Au100g	915.35	780.11	18,306.95	12,481.70	-31.82%	-31.50%	219,156.30
Au995	0.00	694.69	0.00	11,115.00	-	-	33,727.00
PGC30g	19.03	6.17	380.58	98.77	-74.05%	-58.77%	3,730.75
iAu9999	95,208.60	38,787.27	1,904,171.97	620,596.31	-67.41%	7445.75%	9,082,098.50
iAu100g	0.00	2.18	0.00	34.80	-	-88.05%	170.48
iAu995	184.93	0.00	3,698.60	0.00	-100.00%	-	7,369.85
Au(T+D)	789,158.66	872,108.23	15,783,173.12	13,953,731.68	-11.59%	-44.65%	219,499,023.91
mAu(T+D)	272,788.23	247,956.25	5,455,764.60	3,967,300.04	-27.28%	7.11%	49,467,786.70
Au(T+N1)	152.84	183.04	3,056.77	2,928.71	-4.19%	-97.14%	798,775.87
Au(T+N2)	1,530.97	553.46	30,619.47	8,855.32	-71.08%	-89.63%	700,723.99
NYAuTN06	1,354.14	2,700.71	27,082.82	43,211.33	59.55%	-71.78%	902,744.46
NYAuTN12	3,021.20	3,665.50	60,423.97	58,648.07	-2.94%	-86.50%	939,440.46
PAu99.95	57,835.70	192,051.29	1,156,713.90	3,072,820.71	165.65%	-57.18%	29,447,148.50
PAu99.99	2,122,192.22	2,795,781.29	42,443,844.46	44,732,500.60	5.39%	5.65%	565,753,915.11
IPAu99.99	332,703.00	355,027.90	6,654,059.99	5,680,446.47	-14.63%	113.59%	43,583,650.72
IPAu99.5	0.00	0.00	0.00	0.00	-	-	3,689.00
OAU99.99	18,581.75	282.18	371,635.00	4,514.94	-98.79%	-	5,796,338.58
LAu99.95	0.00	15,018.50	0.00	240,296.00	-	-	644,284.34
LAu99.99	18,700.00	6,232.50	374,000.00	99,720.00	-73.34%	-	4,323,152.60
SHAU	141,486.06	169,582.31	2,829,721.10	2,713,316.98	-4.11%	-5.30%	35,654,396.32
Pt99.95	12,003.95	7,242.61	240,079.04	115,881.77	-51.73%	-1.52%	2,366,783.43
Ag99.99	503.35	1,748.23	10,066.98	27,971.72	177.86%	53.26%	91,291.31
Ag(T+D)	1,687,896.30	1,600,845.65	33,757,925.94	25,613,530.41	-24.13%	-80.54%	673,995,638.78
PAG99.99	14,404.98	1,565.90	288,099.53	25,054.38	-91.30%	-82.35%	2,774,561.91
OAG99.99	0.00	0.00	0.00	0.00	-	-	0.00
SHAG	23,187.86	21,586.94	463,757.28	345,391.08	-25.52%	-22.54%	5,224,183.47
Au Products (in total)	4,533,874.69	5,335,717.17	90,677,493.81	85,371,474.68	-5.85%	-8.18%	1,075,351,204.20
Ag Products (in total)	1,725,992.49	1,625,746.72	34,519,849.73	26,011,947.59	-24.65%	-80.32%	682,085,675.48
Pt Products (in total)	12,003.95	7,242.61	240,079.04	115,881.77	-51.73%	-1.52%	2,366,783.43
Total	6,271,871.13	6,968,706.50	125,437,422.58	111,499,304.04	-11.11%	-50.51%	1,759,803,663.11



## Other Market Data

### Delivery Volume

Delivery Volume (in kg)		
	Gold	Silver
Delivery Volume (Present Month)	565,999.08	2,350,560.00
Trading Volume (Present Month)	853,798.88	52,912,848.00
Delivery Ratio (Present Month)	66.29%	4.44%
Delivery Volume (Accumulative Total)	6,579,754.96	36,945,000.00
Trading Volume (Accumulative Total)	11,342,562.56	1,267,929,624.00
Delivery Ratio (Accumulative Total)	58.01%	2.91%
Withdrawal Volume (Present Month)	136,624.44	148,710.00
Withdrawal Volume (Accumulative Total)	1,393,950.91	2,367,810.00

### Price Comparison Chart (Gold)

