

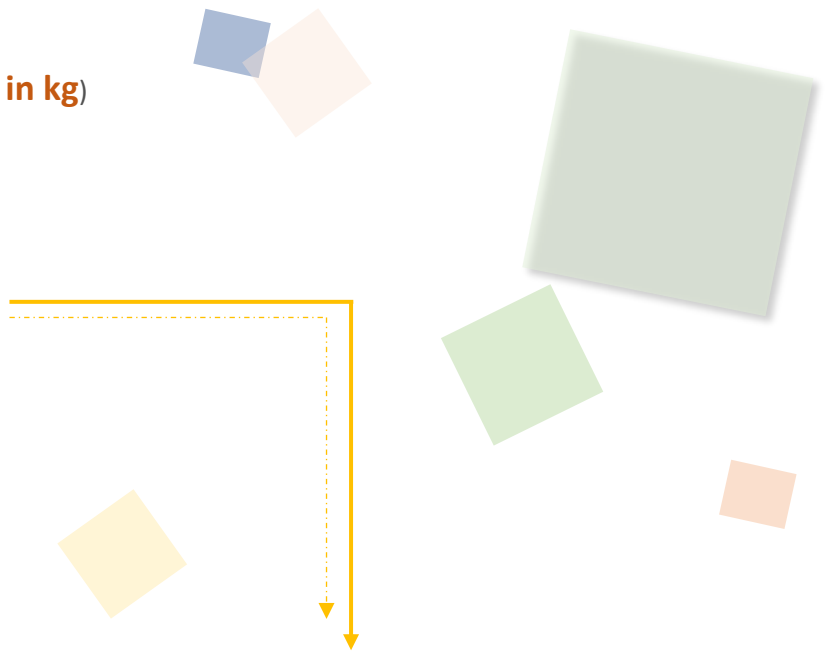
Trading Volume & Amount in Charts

■ VOLUME

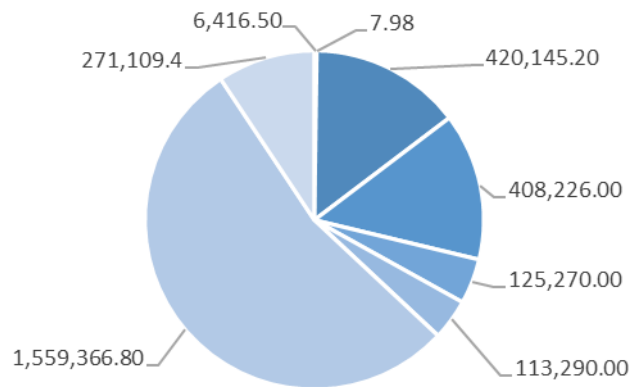
Popular Products (Trading Volume, in kg)

Total: 54,308,959.90


- ◆ Au Products: 2,903,831.90
- ◆ Ag (T+D): 49,491,344.00
- ◆ Others: 1,913,784.00

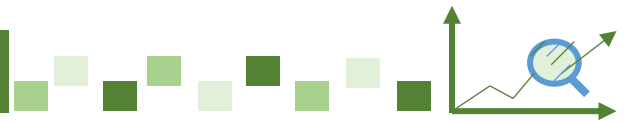


Popular Au Products Trading Volume (in kg)



- iAu9999
- PGC30g
- Au99.99
- Au(T+D)
- SHAU
- mAu(T+D)
- PAu99.99
- Others





Trading Volume & Amount in Charts

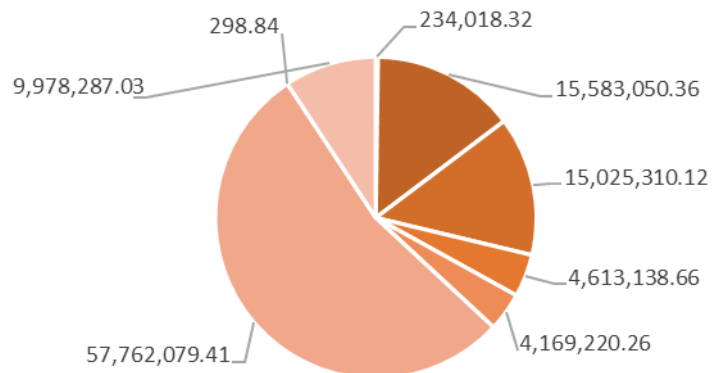
AMOUNT

Popular Products (Trading Amount, in 10,000 RMB)

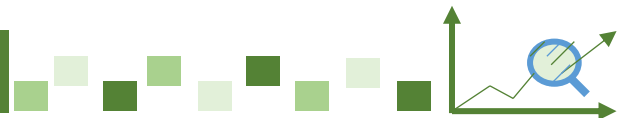
Total: 131,684,137.36

- ◆ Au Products: 107,365,403.00
- ◆ Ag (T+D): 23,148,536.61
- ◆ Others: 1,170,197.76

Popular Au Products Trading Amount (in 10,000 RMB)




- iAu9999
- Au99.99
- Au(T+D)
- SHAU
- mAu(T+D)
- PAu99.99
- PGC30g
- Others



Trading Volume & Amount in Details

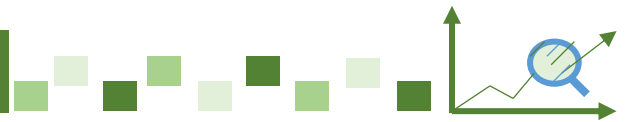
Trading Volume (in kg)							
Contract	Previous Month Daily Average	Present Month Daily Average	Previous Month accumulative total	Present Month accumulative total	Month-on -Month	Year-on -Year	Present Year accumulative total
Au99.95	209.64	269.48	4,612.00	6,198.00	34.39%	-45.99%	86,756.00
Au99.99	15,299.62	18,267.18	336,591.68	420,145.20	24.82%	18.94%	3,567,384.40
Au100g	23.68	23.21	521.00	533.80	2.46%	-15.99%	6,899.40
Au995	0.00	0.00	0.00	0.00	-	-	900.00
PGC30g	0.40	0.35	8.70	7.98	-8.28%	-24.86%	115.68
iAu9999	78.91	278.98	1,736.12	6,416.50	269.59%	-44.72%	250,189.86
iAu100g	0.00	0.03	0.00	0.80	-	-42.86%	5.80
iAu995	0.00	0.00	0.00	0.00	-	-	200.00
Au(T+D)	26,792.36	17,748.96	589,432.00	408,226.00	-30.74%	-50.30%	6,846,626.00
mAu(T+D)	7,045.65	4,925.65	155,004.20	113,290.00	-26.91%	-30.28%	1,588,928.20
Au(T+N1)	5.50	5.85	121.00	134.60	11.24%	-97.20%	21,418.20
Au(T+N2)	14.35	5.94	315.60	136.60	-56.72%	-49.48%	18,795.20
NYAuTN06	120.79	31.79	2,657.40	731.20	-72.48%	-84.00%	27,042.80
NYAuTN12	129.02	57.20	2,838.40	1,315.60	-53.65%	-56.52%	28,799.40
PAu99.95	11,318.18	4,347.83	249,000.00	100,000.00	-59.84%	-80.17%	1,123,066.00
PAu99.99	77,740.02	67,798.56	1,710,280.40	1,559,366.80	-8.82%	18.83%	18,307,378.00
IPAu99.99	6,017.37	5,126.91	132,382.06	117,918.82	-10.93%	62.40%	1,406,654.68
IPAu99.5	0.00	0.00	0.00	0.00	-	-	100.00
OAU99.99	578.18	715.65	12,720.00	16,460.00	29.40%	-14.63%	188,782.20
LAu99.95	363.64	285.22	8,000.00	6,560.00	-18.00%	-	31,926.00
LAu99.99	809.09	918.26	17,800.00	21,120.00	18.65%	-12.00%	154,798.00
SHAU	4,981.82	5,446.52	109,600.00	125,270.00	14.30%	14.10%	1,184,346.00
Pt99.95	390.09	563.22	8,582.00	12,954.00	50.94%	100.03%	120,604.00
Ag99.99	2,811.82	1,177.83	61,860.00	27,090.00	-56.21%	-53.12%	265,380.00
Ag(T+D)	3,202,779.82	2,151,797.57	70,461,156.00	49,491,344.00	-29.76%	-86.32%	1,377,859,394.00
PAG99.99	27,580.91	26,713.04	606,780.00	614,400.00	1.26%	-45.39%	6,356,580.00
OAg99.99	0.00	0.00	0.00	0.00	-	-	0.00
SHAG	43,223.18	54,753.91	950,910.00	1,259,340.00	32.44%	11.61%	12,056,550.00
Au Products (in total)	151,528.21	126,253.56	3,333,620.56	2,903,831.90	-12.89%	-14.99%	34,841,111.82
Ag Products (in total)	3,276,395.73	2,234,442.35	72,080,706.00	51,392,174.00	-28.70%	-85.89%	1,396,537,904.00
Pt Products (in total)	390.09	563.22	8,582.00	12,954.00	50.94%	100.03%	120,604.00
Total	3,428,314.03	2,361,259.13	75,422,908.56	54,308,959.90	-27.99%	-85.22%	1,431,499,619.82





Trading Volume & Amount in Details

Trading Amount (in 10,000 RMB)							
Contract	Previous Month Daily Average	Present Month Daily Average	Previous Month accumulative total	Present Month accumulative total	Month-on -Month	Year-on -Year	Present Year accumulative total
Au99.95	7,844.19	9,941.33	172,572.14	228,650.70	32.50%	-48.45%	3,269,310.78
Au99.99	573,911.14	677,523.93	12,626,045.15	15,583,050.36	23.42%	15.63%	133,830,888.31
Au100g	888.33	857.45	19,543.22	19,721.26	0.91%	-19.61%	258,420.78
Au995	0.00	0.00	0.00	0.00	-	-	33,727.00
PGC30g	15.06	12.99	331.24	298.84	-9.78%	-28.42%	4,360.83
iAu9999	2,904.50	10,174.71	63,898.94	234,018.32	266.23%	-48.17%	9,380,015.77
iAu100g	0.00	1.04	0.00	24.01	-	-54.50%	194.49
iAu995	0.00	0.00	0.00	0.00	-	-	7,369.85
Au(T+D)	1,004,087.12	653,274.35	22,089,916.55	15,025,310.12	-31.98%	-52.58%	256,614,250.58
mAu(T+D)	264,044.24	181,270.45	5,808,973.30	4,169,220.26	-28.23%	-33.55%	59,445,980.26
Au(T+N1)	207.85	217.26	4,572.80	4,996.99	9.28%	-97.34%	808,345.65
Au(T+N2)	541.45	220.37	11,911.93	5,068.58	-57.45%	-50.56%	717,704.49
NYAuTN06	4,579.98	1,179.89	100,759.56	27,137.54	-73.07%	-84.96%	1,030,641.56
NYAuTN12	4,838.43	2,127.53	106,445.56	48,933.30	-54.03%	-58.50%	1,094,819.32
PAu99.95	426,554.38	159,761.36	9,384,196.25	3,674,511.29	-60.84%	-81.11%	42,505,856.04
PAu99.99	2,933,110.98	2,511,394.76	64,528,441.58	57,762,079.41	-10.49%	13.81%	688,044,436.10
IPAu99.99	226,308.60	188,498.06	4,978,789.14	4,335,455.40	-12.92%	53.19%	52,897,895.26
IPAu99.5	0.00	0.00	0.00	0.00	-	-	3,689.00
OAu99.99	20,243.43	26,736.52	445,355.40	614,940.00	38.08%	-14.61%	6,856,633.98
LAu99.95	13,654.55	10,433.77	300,400.00	239,976.60	-20.11%	-	1,184,660.94
LAu99.99	29,834.55	33,863.97	656,360.00	778,871.38	18.67%	-14.82%	5,758,383.98
SHAU	186,844.29	200,571.25	4,110,574.38	4,613,138.66	12.23%	8.72%	44,378,109.36
Pt99.95	8,529.25	12,223.66	187,643.52	281,144.26	49.83%	96.37%	2,835,571.21
Ag99.99	1,361.41	548.86	29,951.03	12,623.70	-57.85%	-57.49%	133,866.04
Ag(T+D)	1,586,886.58	1,006,458.11	34,911,504.83	23,148,536.61	-33.69%	-87.64%	732,055,680.22
PAg99.99	13,541.05	12,467.63	297,903.06	286,755.52	-3.74%	-51.91%	3,359,220.49
OAg99.99	0.00	0.00	0.00	0.00	-	-	0.00
SHAG	21,377.65	25,638.01	470,308.19	589,674.28	25.38%	0.58%	6,284,165.95
Au Products (in total)	5,700,413.05	4,668,061.00	125,409,087.14	107,365,403.00	-14.39%	-18.52%	1,308,125,694.34
Ag Products (in total)	1,623,166.69	1,045,112.61	35,709,667.11	24,037,590.10	-32.69%	-87.25%	741,832,932.69
Pt Products (in total)	8,529.25	12,223.66	187,643.52	281,144.26	49.83%	96.37%	2,835,571.21
Total	7,332,108.99	5,725,397.28	161,306,397.76	131,684,137.36	-18.36%	-58.91%	2,052,794,198.23



Other Market Data

Delivery Volume

Delivery Volume (in kg)		
	Gold	Silver
Delivery Volume (Present Month)	828,558.28	3,073,320.00
Trading Volume (Present Month)	1,082,406.28	50,777,774.00
Delivery Ratio (Present Month)	76.55%	6.05%
Delivery Volume (Accumulative Total)	8,127,856.14	44,066,610.00
Trading Volume (Accumulative Total)	13,628,406.94	1,390,181,324.00
Delivery Ratio (Accumulative Total)	59.64%	3.17%
Withdrawal Volume (Present Month)	193,437.25	168,045.00
Withdrawal Volume (Accumulative Total)	1,745,696.59	2,744,055.00

Price Comparison Chart (Gold)

