

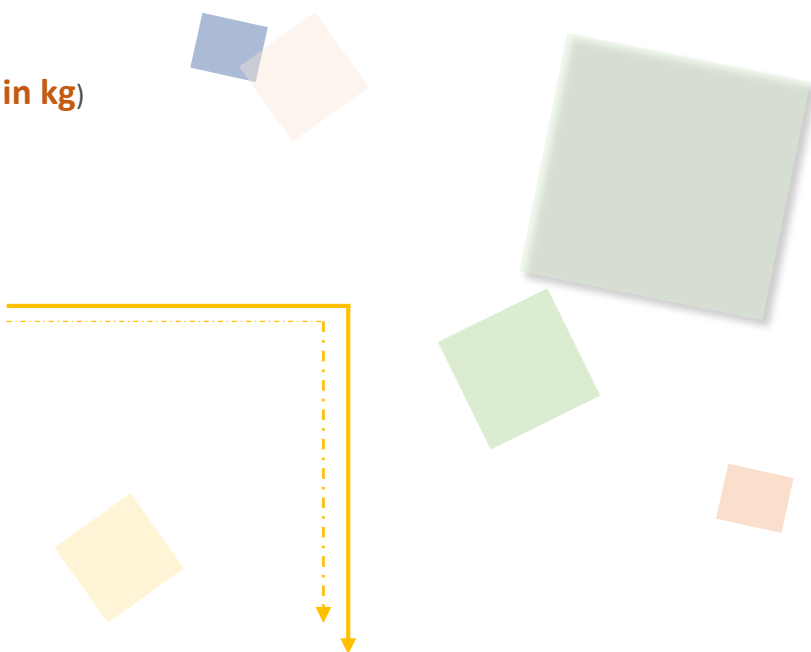
Trading Volume & Amount in Charts

■ VOLUME


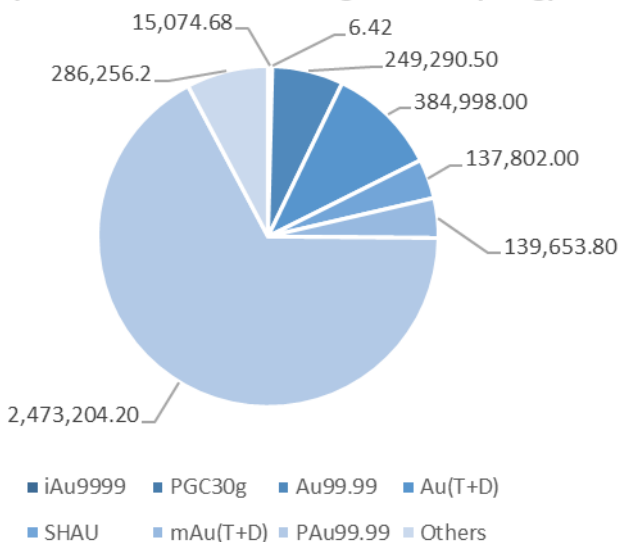
Popular Products (Trading Volume, in kg)

Total: 38,185,895.80

- ◆ Au Products: 3,686,285.80
- ◆ Ag (T+D): 33,150,034.00
- ◆ Others: 1,349,576.00



Popular Au Products Trading Volume (in kg)





Trading Volume & Amount in Charts

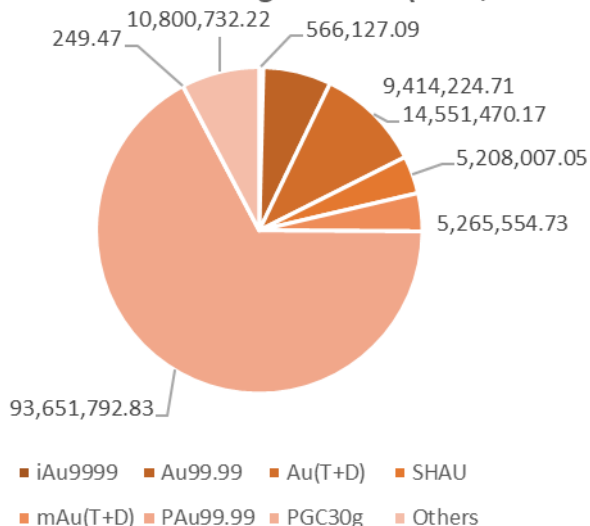
AMOUNT

Popular Products (Trading Amount, in 10,000 RMB)

Total: 154,346,020.05

- ◆ Au Products: 139,458,158.26
- ◆ Ag (T+D): 13,959,667.64
- ◆ Others: 928,194.14


Popular Au Products Trading Amount (in 10,000 RMB)





Trading Volume & Amount in Details


Trading Volume (in kg)							
Contract	Previous Month Daily Average	Present Month Daily Average	Previous Month accumulative total	Present Month accumulative total	Month-on-Month	Year-on-Year	Present Year accumulative total
Au99.95	54.67	128.19	1,148.00	2,692.00	134.49%	-26.97%	15,076.00
Au99.99	12,324.15	11,870.98	258,807.10	249,290.50	-3.68%	16.17%	1,801,799.76
Au100g	28.56	30.64	599.80	643.40	7.27%	44.26%	3,421.60
Au995	0.00	0.00	0.00	0.00	-	-100.00%	0.00
PGC30g	0.24	0.31	5.10	6.42	25.88%	-28.19%	37.02
iAu9999	286.43	717.84	6,014.98	15,074.68	150.62%	708.67%	53,598.90
iAu100g	0.06	0.00	1.20	0.00	-100.00%	-	3.60
iAu995	0.00	0.00	0.00	0.00	-	-	400.00
Au(T+D)	17,603.43	18,333.24	369,672.00	384,998.00	4.15%	-27.66%	2,761,590.00
mAu(T+D)	5,797.42	6,650.18	121,745.80	139,653.80	14.71%	51.57%	789,060.60
Au(T+N1)	63.90	21.46	1,342.00	450.60	-66.42%	189.96%	10,470.00
Au(T+N2)	11.71	17.81	246.00	374.00	52.03%	62.61%	8,756.60
NYAuTN06	168.29	27.18	3,534.00	570.80	-83.85%	-43.76%	12,340.60
NYAuTN12	108.26	106.74	2,273.40	2,241.60	-1.40%	55.84%	17,982.00
PAu99.95	936.00	1,045.24	19,656.00	21,950.00	11.67%	-32.75%	616,440.00
PAu99.99	132,250.49	117,771.63	2,777,260.20	2,473,204.20	-10.95%	45.16%	14,004,665.40
IPAu99.99	9,358.38	10,347.32	196,526.00	217,293.80	10.57%	315.59%	1,789,461.96
IPAu99.5	0.00	0.00	0.00	0.00	-	-100.00%	0.00
OAU99.99	1,496.38	620.95	31,424.00	13,040.00	-58.50%	26.11%	163,884.00
LAu99.95	0.00	0.00	0.00	0.00	-	-100.00%	820.00
LAu99.99	1,071.43	1,285.71	22,500.00	27,000.00	20.00%	4.49%	60,760.00
SHAU	5,191.71	6,562.00	109,026.00	137,802.00	26.39%	31.46%	854,742.00
Pt99.95	724.76	881.24	15,220.00	18,506.00	21.59%	68.79%	82,446.00
Ag99.99	852.86	1,638.57	17,910.00	34,410.00	92.13%	140.46%	112,350.00
Ag(T+D)	1,554,817.52	1,578,573.05	32,651,168.00	33,150,034.00	1.53%	-64.38%	278,981,978.00
PAG99.99	29,325.71	10,665.71	615,840.00	223,980.00	-63.63%	-51.81%	2,162,280.00
OAG99.99	0.00	0.00	0.00	0.00	-	-	0.00
SHAG	52,698.57	51,080.00	1,106,670.00	1,072,680.00	-3.07%	-3.68%	6,988,740.00
Au Products (in total)	186,751.50	175,537.42	3,921,781.58	3,686,285.80	-6.00%	32.62%	22,965,310.04
Ag Products (in total)	1,637,694.67	1,641,957.33	34,391,588.00	34,481,104.00	0.26%	-63.57%	288,245,348.00
Pt Products (in total)	724.76	881.24	15,220.00	18,506.00	21.59%	68.79%	82,446.00
Total	1,825,170.93	1,818,375.99	38,328,589.58	38,185,895.80	-0.37%	-60.81%	311,293,104.04





Trading Volume & Amount in Details

Trading Amount (in 10,000 RMB)							
Contract	Previous Month Daily Average	Present Month Daily Average	Previous Month accumulative total	Present Month accumulative total	Month-on-Month	Year-on-Year	Present Year accumulative total
Au99.95	2,153.57	4,861.87	45,224.97	102,099.31	125.76%	-26.56%	579,535.24
Au99.99	485,513.83	448,296.41	10,195,790.53	9,414,224.71	-7.67%	16.05%	69,671,205.70
Au100g	1,133.08	1,160.70	23,794.64	24,374.71	2.44%	45.18%	133,755.21
Au995	0.00	0.00	0.00	0.00	-	-100.00%	0.00
PGC30g	9.80	11.88	205.72	249.47	21.26%	-26.97%	1,466.78
iAu9999	11,329.36	26,958.43	237,916.57	566,127.09	137.95%	704.21%	2,094,275.85
iAu100g	2.28	0.00	47.80	0.00	-100.00%	-	138.57
iAu995	0.00	0.00	0.00	0.00	-	-	14,954.40
Au(T+D)	697,807.91	692,927.15	14,653,966.19	14,551,470.17	-0.70%	-27.30%	107,915,461.02
mAu(T+D)	229,612.23	250,740.70	4,821,856.83	5,265,554.73	9.20%	51.91%	30,617,886.13
Au(T+N1)	2,529.38	819.81	53,116.94	17,215.95	-67.59%	191.93%	398,658.92
Au(T+N2)	466.03	676.58	9,786.69	14,208.16	45.18%	63.86%	334,991.88
NYAuTN06	6,667.80	1,041.53	140,023.76	21,872.04	-84.38%	-43.81%	488,671.36
NYAuTN12	4,331.21	4,052.93	90,955.44	85,111.59	-6.42%	56.05%	710,488.50
PAu99.95	37,118.49	39,585.60	779,488.19	831,297.60	6.65%	-32.51%	24,543,789.78
PAu99.99	5,250,939.50	4,459,609.18	110,269,729.47	93,651,792.83	-15.07%	45.87%	546,756,847.01
IPAu99.99	372,268.28	391,826.28	7,817,633.88	8,228,351.87	5.25%	316.13%	69,508,075.28
IPAu99.5	0.00	0.00	0.00	0.00	-	-100.00%	0.00
OAu99.99	51,033.70	22,100.05	1,071,707.60	464,101.00	-56.70%	37.24%	5,696,067.20
LAu99.95	0.00	0.00	0.00	0.00	-	-100.00%	32,414.60
LAu99.99	42,107.14	48,195.24	884,250.00	1,012,100.00	14.46%	3.99%	2,330,055.40
SHAU	205,675.54	248,000.34	4,319,186.30	5,208,007.05	20.58%	32.03%	33,320,192.38
Pt99.95	15,319.23	17,619.26	321,703.86	370,004.54	15.01%	42.77%	1,733,775.19
Ag99.99	400.10	687.22	8,402.06	14,431.62	71.76%	85.97%	51,982.04
Ag(T+D)	722,350.92	664,746.08	15,169,369.32	13,959,667.64	-7.97%	-71.90%	134,448,948.78
PAg99.99	13,603.38	4,473.49	285,671.04	93,943.28	-67.11%	-62.66%	1,032,531.71
OAg99.99	0.00	0.00	0.00	0.00	-	-	0.00
SHAG	24,549.00	21,419.75	515,529.08	449,814.71	-12.75%	-24.31%	3,327,704.50
Au Products (in total)	7,400,699.12	6,640,864.68	155,414,681.52	139,458,158.26	-10.27%	33.23%	895,148,931.22
Ag Products (in total)	760,903.40	691,326.54	15,978,971.50	14,517,857.24	-9.14%	-71.27%	138,861,167.03
Pt Products (in total)	15,319.23	17,619.26	321,703.86	370,004.54	15.01%	42.77%	1,733,775.19
Total	8,176,921.76	7,349,810.48	171,715,356.88	154,346,020.05	-10.12%	-0.72%	1,035,743,873.44





Other Market Data

Delivery Volume

Delivery Volume (in kg)		
	Gold	Silver
Delivery Volume (Present Month)	698,265.00	3,965,610.00
Trading Volume (Present Month)	933,797.80	34,257,124.00
Delivery Ratio (Present Month)	74.78%	11.58%
Delivery Volume (Accumulative Total)	4,477,109.28	25,411,590.00
Trading Volume (Accumulative Total)	6,329,278.68	286,083,068.00
Delivery Ratio (Accumulative Total)	70.74%	8.88%
Withdrawal Volume (Present Month)	160,773.50	452,280.00
Withdrawal Volume (Accumulative Total)	869,491.77	785,715.00