

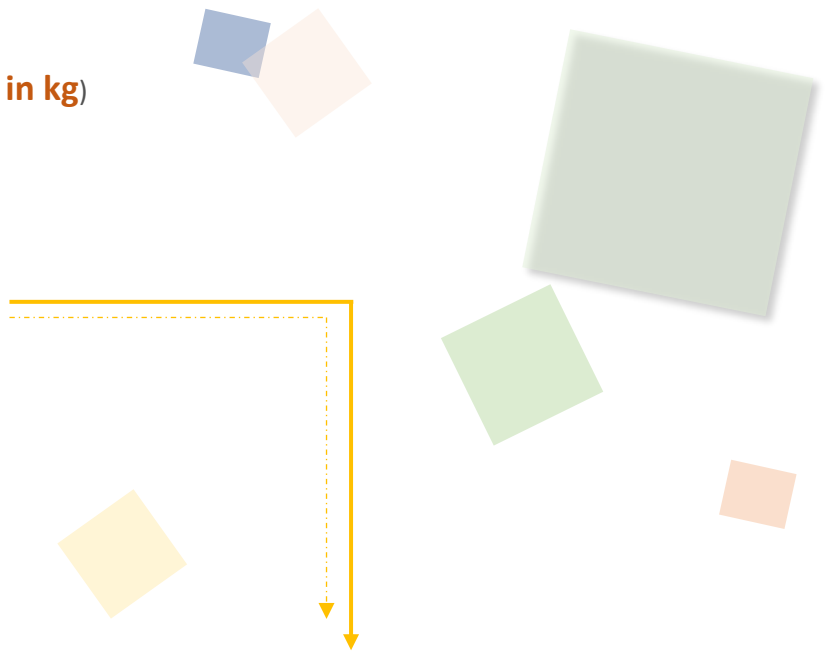
Trading Volume & Amount in Charts

■ VOLUME

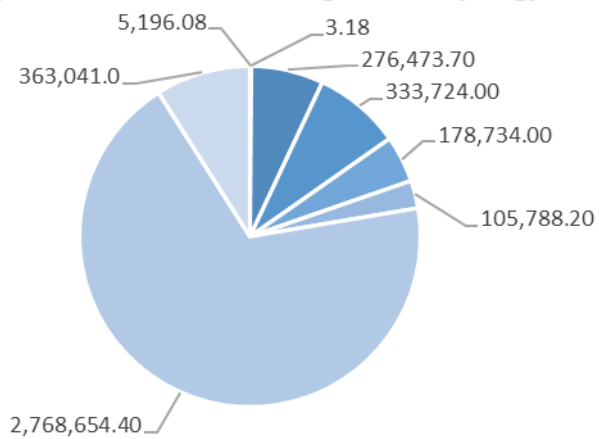
Popular Products (Trading Volume, in kg)

Total: 28,261,134.56


- ◆ Au Products: 4,031,614.56
- ◆ Ag (T+D): 22,549,298.00
- ◆ Others: 1,680,222.00

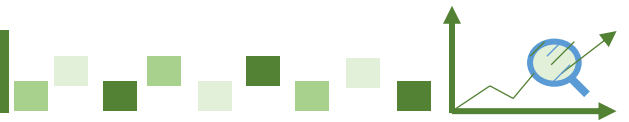


Popular Au Products Trading Volume (in kg)



- iAu9999
- PGC30g
- Au99.99
- Au(T+D)
- SHAU
- mAu(T+D)
- PAu99.99
- Others





Trading Volume & Amount in Charts

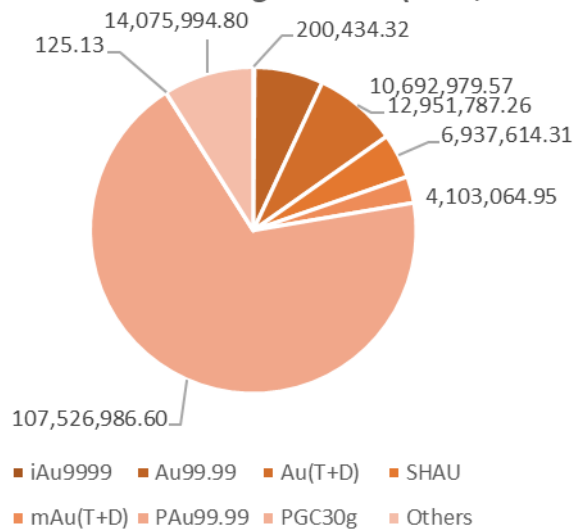
AMOUNT

Popular Products (Trading Amount, in 10,000 RMB)

Total: 167,388,662.37

- ◆ Au Products: 156,488,986.94
- ◆ Ag (T+D): 9,879,992.45
- ◆ Others: 1,019,682.98


Popular Au Products Trading Amount (in 10,000 RMB)





Trading Volume & Amount in Details


Trading Volume (in kg)							
Contract	Previous Month Daily Average	Present Month Daily Average	Previous Month accumulative total	Present Month accumulative total	Month-on -Month	Year-on -Year	Present Year accumulative total
Au99.95	128.19	308.78	2,692.00	7,102.00	163.82%	-20.06%	22,178.00
Au99.99	11,870.98	12,020.60	249,290.50	276,473.70	10.90%	-6.62%	2,078,273.46
Au100g	30.64	22.23	643.40	511.20	-20.55%	-36.65%	3,932.80
Au995	0.00	0.00	0.00	0.00	-	-100.00%	0.00
PGC30g	0.31	0.14	6.42	3.18	-50.47%	-67.48%	40.20
iAu9999	717.84	225.92	15,074.68	5,196.08	-65.53%	-64.40%	58,794.98
iAu100g	0.00	0.02	0.00	0.40	-	0.00%	4.00
iAu995	0.00	0.00	0.00	0.00	-	-	400.00
Au(T+D)	18,333.24	14,509.74	384,998.00	333,724.00	-13.32%	-41.10%	3,095,314.00
mAu(T+D)	6,650.18	4,599.49	139,653.80	105,788.20	-24.25%	-14.83%	894,848.80
Au(T+N1)	21.46	11.20	450.60	257.60	-42.83%	130.82%	10,727.60
Au(T+N2)	17.81	11.72	374.00	269.60	-27.91%	-35.50%	9,026.20
NYAuTN06	27.18	46.40	570.80	1,067.20	86.97%	-22.22%	13,407.80
NYAuTN12	106.74	113.03	2,241.60	2,599.60	15.97%	41.39%	20,581.60
PAu99.95	1,045.24	609.74	21,950.00	14,024.00	-36.11%	-31.02%	630,464.00
PAu99.99	117,771.63	120,376.28	2,473,204.20	2,768,654.40	11.95%	109.86%	16,773,319.80
IPAu99.99	10,347.32	12,541.28	217,293.80	288,449.40	32.75%	113.01%	2,077,911.36
IPAu99.5	0.00	0.00	0.00	0.00	-	-	0.00
OAU99.99	620.95	380.87	13,040.00	8,760.00	-32.82%	-23.43%	172,644.00
LAu99.95	0.00	0.00	0.00	0.00	-	-100.00%	820.00
LAu99.99	1,285.71	1,739.13	27,000.00	40,000.00	48.15%	104.00%	100,760.00
SHAU	6,562.00	7,771.04	137,802.00	178,734.00	29.70%	50.26%	1,033,476.00
Pt99.95	881.24	616.17	18,506.00	14,172.00	-23.42%	2.74%	96,618.00
Ag99.99	1,638.57	423.91	34,410.00	9,750.00	-71.67%	-29.19%	122,100.00
Ag(T+D)	1,578,573.05	980,404.26	33,150,034.00	22,549,298.00	-31.98%	-72.79%	301,531,276.00
PAG99.99	10,665.71	11,877.39	223,980.00	273,180.00	21.97%	-35.28%	2,435,460.00
OAg99.99	0.00	0.00	0.00	0.00	-	-	0.00
SHAG	51,080.00	60,135.65	1,072,680.00	1,383,120.00	28.94%	27.61%	8,371,860.00
Au Products (in total)	175,537.42	175,287.59	3,686,285.80	4,031,614.56	9.37%	52.59%	26,996,924.60
Ag Products (in total)	1,641,957.33	1,052,841.22	34,481,104.00	24,215,348.00	-29.77%	-71.31%	312,460,696.00
Pt Products (in total)	881.24	616.17	18,506.00	14,172.00	-23.42%	2.74%	96,618.00
Total	1,818,375.99	1,228,744.98	38,185,895.80	28,261,134.56	-25.99%	-67.54%	339,554,238.60

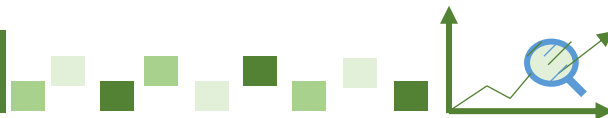




Trading Volume & Amount in Details

Trading Amount (in 10,000 RMB)							
Contract	Previous Month Daily Average	Present Month Daily Average	Previous Month accumulative total	Present Month accumulative total	Month-on -Month	Year-on -Year	Present Year accumulative total
Au99.95	4,861.87	11,884.29	102,099.31	273,338.57	167.72%	-21.79%	852,873.81
Au99.99	448,296.41	464,912.16	9,414,224.71	10,692,979.57	13.58%	-3.93%	80,364,185.27
Au100g	1,160.70	861.99	24,374.71	19,825.82	-18.66%	-33.73%	153,581.03
Au995	0.00	0.00	0.00	0.00	-	-100.00%	0.00
PGC30g	11.88	5.44	249.47	125.13	-49.84%	-66.18%	1,591.91
iAu9999	26,958.43	8,714.54	566,127.09	200,434.32	-64.60%	-63.16%	2,294,710.17
iAu100g	0.00	0.48	0.00	11.15	-	-26.24%	149.73
iAu995	0.00	0.00	0.00	0.00	-	-	14,954.40
Au(T+D)	692,927.15	563,121.19	14,551,470.17	12,951,787.26	-10.99%	-38.54%	120,867,248.28
mAu(T+D)	250,740.70	178,394.13	5,265,554.73	4,103,064.95	-22.08%	-11.03%	34,720,951.08
Au(T+N1)	819.81	438.32	17,215.95	10,081.47	-41.44%	139.85%	408,740.39
Au(T+N2)	676.58	455.34	14,208.16	10,472.91	-26.29%	-33.01%	345,464.79
NYAuTN06	1,041.53	1,816.26	21,872.04	41,773.89	90.99%	-19.75%	530,445.25
NYAuTN12	4,052.93	4,372.44	85,111.59	100,566.08	18.16%	46.13%	811,054.58
PAu99.95	39,585.60	23,630.26	831,297.60	543,495.91	-34.62%	-27.98%	25,087,285.69
PAu99.99	4,459,609.18	4,675,086.37	93,651,792.83	107,526,986.60	14.82%	117.71%	654,283,833.61
IPAu99.99	391,826.28	487,530.34	8,228,351.87	11,213,197.82	36.28%	121.30%	80,721,273.09
IPAu99.5	0.00	0.00	0.00	0.00	-	-	0.00
OAu99.99	22,100.05	13,262.23	464,101.00	305,031.20	-34.27%	-17.10%	6,001,098.40
LAu99.95	0.00	0.00	0.00	0.00	-	-100.00%	32,414.60
LAu99.99	48,195.24	67,747.83	1,012,100.00	1,558,200.00	53.96%	114.22%	3,888,255.40
SHAU	248,000.34	301,635.40	5,208,007.05	6,937,614.31	33.21%	56.63%	40,257,806.68
Pt99.95	17,619.26	12,748.66	370,004.54	293,219.15	-20.75%	-4.43%	2,026,994.35
Ag99.99	687.22	190.97	14,431.62	4,392.31	-69.56%	-37.10%	56,374.35
Ag(T+D)	664,746.08	429,564.89	13,959,667.64	9,879,992.45	-29.22%	-76.64%	144,328,941.23
PAg99.99	4,473.49	5,166.20	93,943.28	118,822.59	26.48%	-44.45%	1,151,354.31
OAg99.99	0.00	0.00	0.00	0.00	-	-	0.00
SHAG	21,419.75	26,228.21	449,814.71	603,248.92	34.11%	9.50%	3,930,953.42
Au Products (in total)	6,640,864.68	6,803,869.00	139,458,158.26	156,488,986.94	12.21%	58.56%	1,051,637,918.16
Ag Products (in total)	691,326.54	461,150.27	14,517,857.24	10,606,456.27	-26.94%	-75.38%	149,467,623.30
Pt Products (in total)	17,619.26	12,748.66	370,004.54	293,219.15	-20.75%	-4.43%	2,026,994.35
Total	7,349,810.48	7,277,767.93	154,346,020.05	167,388,662.37	8.45%	17.82%	1,203,132,535.81





Other Market Data

Delivery Volume

Delivery Volume (in kg)		
	Gold	Silver
Delivery Volume (Present Month)	715,931.36	4,434,270.00
Trading Volume (Present Month)	911,726.76	23,942,168.00
Delivery Ratio (Present Month)	78.52%	18.52%
Delivery Volume (Accumulative Total)	5,193,040.64	29,845,860.00
Trading Volume (Accumulative Total)	7,241,005.44	310,025,236.00
Delivery Ratio (Accumulative Total)	71.72%	9.63%
Withdrawal Volume (Present Month)	166,119.19	296,205.00
Withdrawal Volume (Accumulative Total)	1,035,610.96	1,081,920.00