

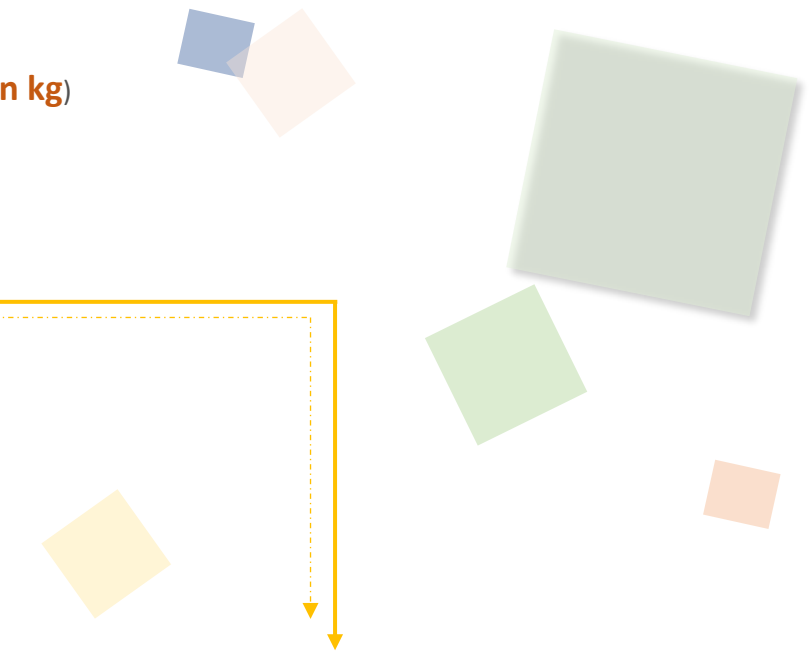
Trading Volume & Amount in Charts

■ VOLUME

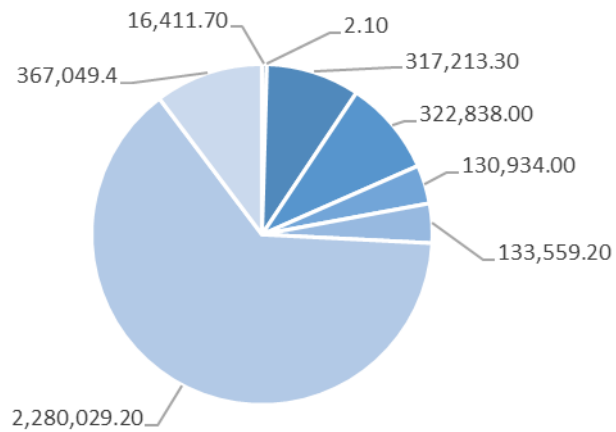
Popular Products (Trading Volume, in kg)

Total: 22,883,674.90


- ◆ Au Products: 3,568,036.90
- ◆ Ag (T+D): 17,583,010.00
- ◆ Others: 1,732,628.00

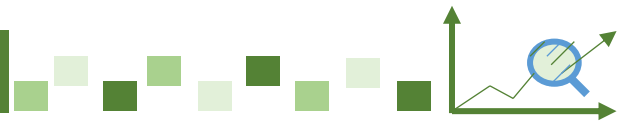


Popular Au Products Trading Volume (in kg)



- iAu9999
- PGC30g
- Au99.99
- Au(T+D)
- SHAU
- mAu(T+D)
- PAu99.99
- Others





Trading Volume & Amount in Charts

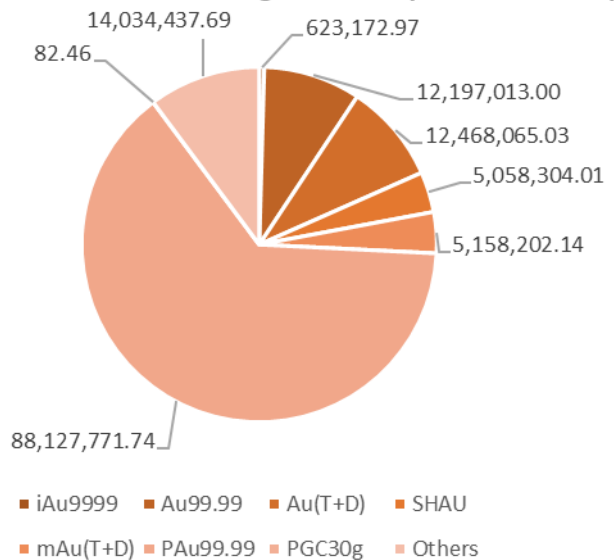
AMOUNT

Popular Products (Trading Amount, in 10,000 RMB)

Total: 146,251,516.07

- ◆ Au Products: 137,667,049.05
- ◆ Ag (T+D): 7,611,007.56
- ◆ Others: 973,459.46


Popular Au Products Trading Amount (in 10,000 RMB)

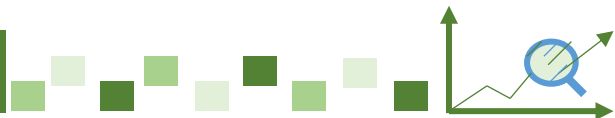




Trading Volume & Amount in Details

Trading Volume (in kg)							
Contract	Previous Month Daily Average	Present Month Daily Average	Previous Month accumulative total	Present Month accumulative total	Month-on -Month	Year-on -Year	Present Year accumulative total
Au99.95	308.78	128.57	7,102.00	2,700.00	-61.98%	-69.43%	24,878.00
Au99.99	12,020.60	15,105.40	276,473.70	317,213.30	14.74%	-10.42%	2,395,486.76
Au100g	22.23	19.90	511.20	418.00	-18.23%	-15.28%	4,350.80
Au995	0.00	0.00	0.00	0.00	-	-	0.00
PGC30g	0.14	0.10	3.18	2.10	-33.96%	-79.17%	42.30
iAu9999	225.92	781.51	5,196.08	16,411.70	215.85%	-68.07%	75,206.68
iAu100g	0.02	0.00	0.40	0.00	-100.00%	-	4.00
iAu995	0.00	0.00	0.00	0.00	-	-100.00%	400.00
Au(T+D)	14,509.74	15,373.24	333,724.00	322,838.00	-3.26%	-24.04%	3,418,152.00
mAu(T+D)	4,599.49	6,359.96	105,788.20	133,559.20	26.25%	-9.23%	1,028,408.00
Au(T+N1)	11.20	2.03	257.60	42.60	-83.46%	-47.67%	10,770.20
Au(T+N2)	11.72	2.26	269.60	47.40	-82.42%	-94.23%	9,073.60
NYAuTN06	46.40	102.21	1,067.20	2,146.40	101.12%	198.44%	15,554.20
NYAuTN12	113.03	235.60	2,599.60	4,947.60	90.32%	203.20%	25,529.20
PAu99.95	609.74	1,657.14	14,024.00	34,800.00	148.15%	12.26%	665,264.00
PAu99.99	120,376.28	108,572.82	2,768,654.40	2,280,029.20	-17.65%	101.22%	19,053,349.00
IPAu99.99	12,541.28	14,866.07	288,449.40	312,187.40	8.23%	75.20%	2,390,098.76
IPAu99.5	0.00	0.00	0.00	0.00	-	-	0.00
OAu99.99	380.87	9.52	8,760.00	200.00	-97.72%	-98.10%	172,844.00
LAu99.95	0.00	0.00	0.00	0.00	-	-	820.00
LAu99.99	1,739.13	0.00	40,000.00	0.00	-100.00%	-100.00%	100,760.00
CAu99.99	0.00	1,365.71	0.00	9,560.00	-	-	9,560.00
SHAU	7,771.04	6,234.95	178,734.00	130,934.00	-26.74%	72.46%	1,164,410.00
Pt99.95	616.17	524.67	14,172.00	11,018.00	-22.26%	-1.36%	107,636.00
Ag99.99	423.91	160.00	9,750.00	3,360.00	-65.54%	-83.95%	125,460.00
Ag(T+D)	980,404.26	837,286.19	22,549,298.00	17,583,010.00	-22.02%	-74.07%	319,114,286.00
PAGu99.99	11,877.39	28,237.14	273,180.00	592,980.00	117.07%	1.26%	3,028,440.00
OAGu99.99	0.00	0.00	0.00	0.00	-	-	0.00
SHAG	60,135.65	53,584.29	1,383,120.00	1,125,270.00	-18.64%	21.08%	9,497,130.00
Au Products (in total)	175,287.59	169,906.52	4,031,614.56	3,568,036.90	-11.50%	46.89%	30,564,961.50
Ag Products (in total)	1,052,841.22	919,267.62	24,215,348.00	19,304,620.00	-20.28%	-72.16%	331,765,316.00
Pt Products (in total)	616.17	524.67	14,172.00	11,018.00	-22.26%	-1.36%	107,636.00
Total	1,228,744.98	1,089,698.80	28,261,134.56	22,883,674.90	-19.03%	-68.12%	362,437,913.50





Trading Volume & Amount in Details

Trading Amount (in 10,000 RMB)							
Contract	Previous Month Daily Average	Present Month Daily Average	Previous Month accumulative total	Present Month accumulative total	Month-on -Month	Year-on -Year	Present Year accumulative total
Au99.95	11,884.29	4,952.82	273,338.57	104,009.17	-61.95%	-68.56%	956,882.98
Au99.99	464,912.16	580,810.14	10,692,979.57	12,197,013.00	14.07%	-7.81%	92,561,198.28
Au100g	861.99	769.71	19,825.82	16,163.81	-18.47%	-11.71%	169,744.84
Au995	0.00	0.00	0.00	0.00	-	-	0.00
PGC30g	5.44	3.93	125.13	82.46	-34.10%	-78.33%	1,674.37
iAu9999	8,714.54	29,674.90	200,434.32	623,172.97	210.91%	-67.27%	2,917,883.13
iAu100g	0.48	0.00	11.15	0.00	-100.00%	-	149.73
iAu995	0.00	0.00	0.00	0.00	-	-100.00%	14,954.40
Au(T+D)	563,121.19	593,717.38	12,951,787.26	12,468,065.03	-3.73%	-21.00%	133,335,313.31
mAu(T+D)	178,394.13	245,628.67	4,103,064.95	5,158,202.14	25.72%	-5.45%	39,879,153.22
Au(T+N1)	438.32	78.30	10,081.47	1,644.20	-83.69%	-46.21%	410,384.59
Au(T+N2)	455.34	86.95	10,472.91	1,825.89	-82.57%	-94.04%	347,290.68
NYAuTN06	1,816.26	3,939.63	41,773.89	82,732.30	98.05%	205.48%	613,177.55
NYAuTN12	4,372.44	8,981.25	100,566.08	188,606.32	87.54%	212.14%	999,660.90
PAu99.95	23,630.26	64,235.92	543,495.91	1,348,954.28	148.20%	16.62%	26,436,239.97
PAu99.99	4,675,086.37	4,196,560.56	107,526,986.60	88,127,771.74	-18.04%	107.63%	742,411,605.36
IPAu99.99	487,530.34	567,324.37	11,213,197.82	11,913,811.80	6.25%	79.05%	92,635,084.89
IPAu99.5	0.00	0.00	0.00	0.00	-	-	0.00
OAu99.99	13,262.23	366.29	305,031.20	7,692.10	-97.48%	-97.93%	6,008,790.50
LAu99.95	0.00	0.00	0.00	0.00	-	-	32,414.60
LAu99.99	67,747.83	0.00	1,558,200.00	0.00	-100.00%	-100.00%	3,888,255.40
CAu99.99	0.00	52,713.97	0.00	368,997.82	-	-	368,997.82
SHAU	301,635.40	240,871.62	6,937,614.31	5,058,304.01	-27.09%	78.76%	45,316,110.70
Pt99.95	12,748.66	10,702.21	293,219.15	224,746.31	-23.35%	-6.39%	2,251,740.65
Ag99.99	190.97	68.68	4,392.31	1,442.35	-67.16%	-85.67%	57,816.69
Ag(T+D)	429,564.89	362,428.93	9,879,992.45	7,611,007.56	-22.97%	-77.45%	151,939,948.79
PAg99.99	5,166.20	12,460.20	118,822.59	261,664.15	120.21%	-9.18%	1,413,018.45
OAg99.99	0.00	0.00	0.00	0.00	-	-	0.00
SHAG	26,228.21	23,124.13	603,248.92	485,606.66	-19.50%	4.71%	4,416,560.08
Au Products (in total)	6,803,869.00	6,555,573.76	156,488,986.94	137,667,049.05	-12.03%	51.82%	1,189,304,967.21
Ag Products (in total)	461,150.27	398,081.94	10,606,456.27	8,359,720.71	-21.18%	-75.78%	157,827,344.01
Pt Products (in total)	12,748.66	10,702.21	293,219.15	224,746.31	-23.35%	-6.39%	2,251,740.65
Total	7,277,767.93	6,964,357.91	167,388,662.37	146,251,516.07	-12.63%	16.59%	1,349,384,051.88



Other Market Data

Delivery Volume

Delivery Volume (in kg)		
	Gold	Silver
Delivery Volume (Present Month)	721,876.70	3,516,840.00
Trading Volume (Present Month)	931,260.30	18,711,640.00
Delivery Ratio (Present Month)	77.52%	18.79%
Delivery Volume (Accumulative Total)	5,914,917.34	33,362,700.00
Trading Volume (Accumulative Total)	8,172,265.74	328,736,876.00
Delivery Ratio (Accumulative Total)	72.38%	10.15%
Withdrawal Volume (Present Month)	179,836.30	203,910.00
Withdrawal Volume (Accumulative Total)	1,215,447.26	1,285,830.00