

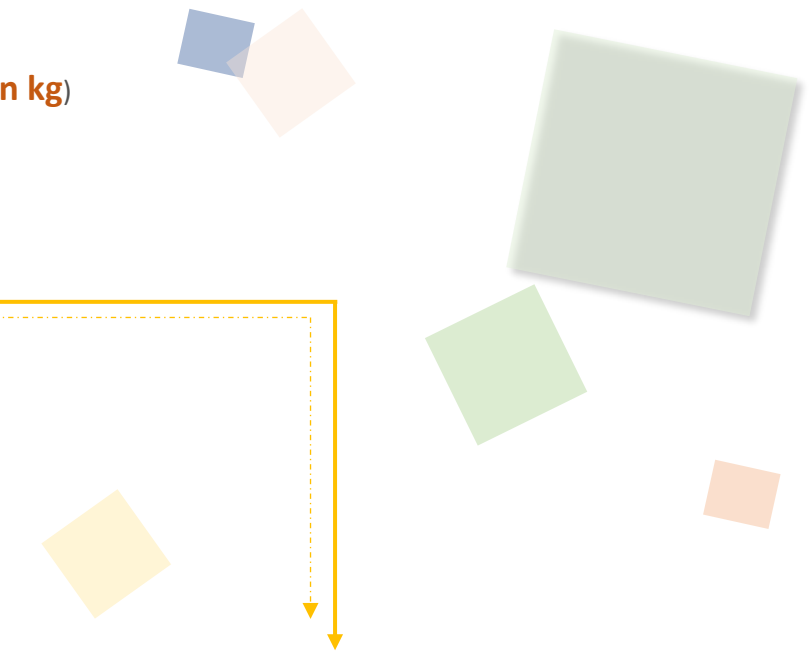
Trading Volume & Amount in Charts

■ VOLUME

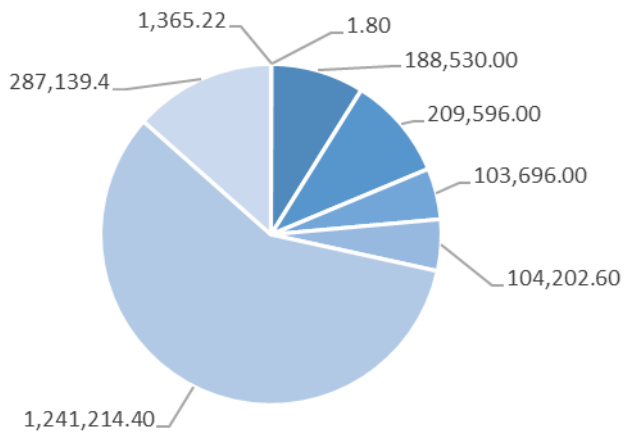
Popular Products (Trading Volume, in kg)

Total: 15,091,909.42


- ◆ Au Products: 2,135,745.42
- ◆ Ag (T+D): 11,587,498.00
- ◆ Others: 1,368,666.00

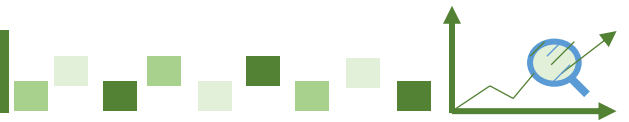


Popular Au Products Trading Volume (in kg)



- iAu9999
- PGC30g
- Au99.99
- Au(T+D)
- SHAU
- mAu(T+D)
- PAu99.99
- Others





Trading Volume & Amount in Charts

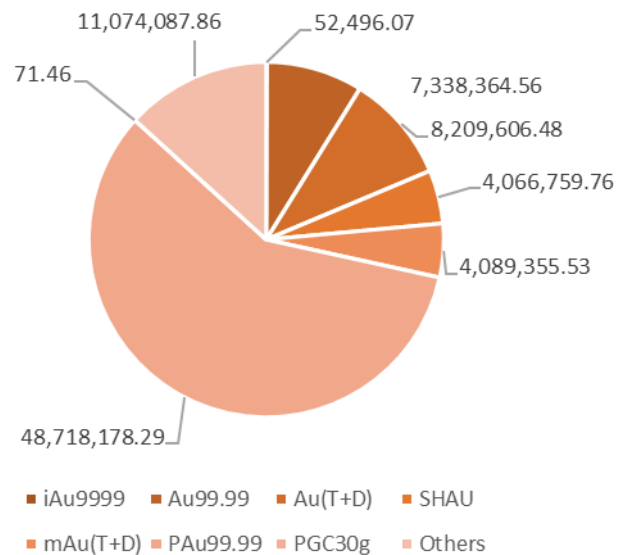
AMOUNT

Popular Products (Trading Amount, in 10,000 RMB)

Total: 89,464,896.57

- ◆ Au Products: 83,548,920.03
- ◆ Ag (T+D): 5,186,554.62
- ◆ Others: 729,421.92


Popular Au Products Trading Amount (in 10,000 RMB)





Trading Volume & Amount in Details


Trading Volume (in kg)							
Contract	Previous Month Daily Average	Present Month Daily Average	Previous Month accumulative total	Present Month accumulative total	Month-on -Month	Year-on -Year	Present Year accumulative total
Au99.95	128.57	194.75	2,700.00	3,116.00	15.41%	-33.36%	27,994.00
Au99.99	15,105.40	11,783.13	317,213.30	188,530.00	-40.57%	-29.84%	2,584,016.76
Au100g	19.90	50.89	418.00	814.20	94.78%	140.75%	5,165.00
Au995	0.00	0.00	0.00	0.00	-	-100.00%	0.00
PGC30g	0.10	0.11	2.10	1.80	-14.29%	-31.82%	44.10
iAu9999	781.51	85.33	16,411.70	1,365.22	-91.68%	-91.93%	76,571.90
iAu100g	0.00	0.00	0.00	0.00	-	-100.00%	4.00
iAu995	0.00	0.00	0.00	0.00	-	-	400.00
Au(T+D)	15,373.24	13,099.75	322,838.00	209,596.00	-35.08%	-44.62%	3,627,748.00
mAu(T+D)	6,359.96	6,512.66	133,559.20	104,202.60	-21.98%	-3.22%	1,132,610.60
Au(T+N1)	2.03	0.00	42.60	0.00	-100.00%	-100.00%	10,770.20
Au(T+N2)	2.26	9.03	47.40	144.40	204.64%	-39.78%	9,218.00
NYAuTN06	102.21	244.04	2,146.40	3,904.60	81.91%	237.65%	19,458.80
NYAuTN12	235.60	236.01	4,947.60	3,776.20	-23.68%	138.52%	29,305.40
PAu99.95	1,657.14	1,202.75	34,800.00	19,244.00	-44.70%	-76.86%	684,508.00
PAu99.99	108,572.82	77,575.90	2,280,029.20	1,241,214.40	-45.56%	2.54%	20,294,563.40
IPAu99.99	14,866.07	15,304.50	312,187.40	244,872.00	-21.56%	59.13%	2,634,970.76
IPAu99.5	0.00	0.00	0.00	0.00	-	-	0.00
OAU99.99	9.52	665.25	200.00	10,644.00	5222.00%	8770.00%	183,488.00
LAu99.95	0.00	0.00	0.00	0.00	-	-100.00%	820.00
LAu99.99	0.00	21.50	0.00	344.00	-	-87.26%	101,104.00
CAu99.99	1,365.71	17.50	9,560.00	280.00	-97.07%	-	9,840.00
SHAU	6,234.95	6,481.00	130,934.00	103,696.00	-20.80%	40.72%	1,268,106.00
Pt99.95	524.67	352.88	11,018.00	5,646.00	-48.76%	6.17%	113,282.00
Ag99.99	160.00	3,153.75	3,360.00	50,460.00	1401.79%	-11.43%	175,920.00
Ag(T+D)	837,286.19	724,218.63	17,583,010.00	11,587,498.00	-34.10%	-77.78%	330,701,784.00
PAG99.99	28,237.14	7,290.00	592,980.00	116,640.00	-80.33%	129.79%	3,145,080.00
OAG99.99	0.00	0.00	0.00	0.00	-	-	0.00
SHAG	53,584.29	74,745.00	1,125,270.00	1,195,920.00	6.28%	69.76%	10,693,050.00
Au Products (in total)	169,906.52	133,484.09	3,568,036.90	2,135,745.42	-40.14%	-7.57%	32,700,706.92
Ag Products (in total)	919,267.62	809,407.38	19,304,620.00	12,950,518.00	-32.91%	-75.55%	344,715,834.00
Pt Products (in total)	524.67	352.88	11,018.00	5,646.00	-48.76%	6.17%	113,282.00
Total	1,089,698.80	943,244.34	22,883,674.90	15,091,909.42	-34.05%	-72.70%	377,529,822.92





Trading Volume & Amount in Details

Trading Amount (in 10,000 RMB)							
Contract	Previous Month Daily Average	Present Month Daily Average	Previous Month accumulative total	Present Month accumulative total	Month-on-Month	Year-on-Year	Present Year accumulative total
Au99.95	4,952.82	7,563.20	104,009.17	121,011.16	16.35%	-29.82%	1,077,894.14
Au99.99	580,810.14	458,647.79	12,197,013.00	7,338,364.56	-39.83%	-26.44%	99,899,562.84
Au100g	769.71	1,993.81	16,163.81	31,900.99	97.36%	155.58%	201,645.82
Au995	0.00	0.00	0.00	0.00	-	-100.00%	0.00
PGC30g	3.93	4.47	82.46	71.46	-13.34%	-27.65%	1,745.84
iAu9999	29,674.90	3,281.00	623,172.97	52,496.07	-91.58%	-91.54%	2,970,379.20
iAu100g	0.00	0.00	0.00	0.00	-	-100.00%	149.73
iAu995	0.00	0.00	0.00	0.00	-	-	14,954.40
Au(T+D)	593,717.38	513,100.41	12,468,065.03	8,209,606.48	-34.15%	-41.17%	141,544,919.79
mAu(T+D)	245,628.67	255,584.72	5,158,202.14	4,089,355.53	-20.72%	3.08%	43,968,508.75
Au(T+N1)	78.30	0.00	1,644.20	0.00	-100.00%	-100.00%	410,384.59
Au(T+N2)	86.95	353.96	1,825.89	5,663.38	210.17%	-36.05%	352,954.06
NYAuTN06	3,939.63	9,501.48	82,732.30	152,023.70	83.75%	251.81%	765,201.24
NYAuTN12	8,981.25	9,140.43	188,606.32	146,246.90	-22.46%	149.36%	1,145,907.80
PAu99.95	64,235.92	47,217.59	1,348,954.28	755,481.50	-44.00%	-75.41%	27,191,721.47
PAu99.99	4,196,560.56	3,044,886.14	88,127,771.74	48,718,178.29	-44.72%	8.91%	791,129,783.65
IPAu99.99	567,324.37	589,334.76	11,913,811.80	9,429,356.14	-20.85%	66.00%	102,064,441.03
IPAu99.5	0.00	0.00	0.00	0.00	-	-	0.00
OAu99.99	366.29	25,494.48	7,692.10	407,911.70	5203.00%	8934.71%	6,416,702.20
LAu99.95	0.00	0.00	0.00	0.00	-	-100.00%	32,414.60
LAu99.99	0.00	842.80	0.00	13,484.80	-	-86.48%	3,901,740.20
CAu99.99	52,713.97	687.98	368,997.82	11,007.60	-97.02%	-	380,005.42
SHAU	240,871.62	254,172.49	5,058,304.01	4,066,759.76	-19.60%	49.88%	49,382,870.46
Pt99.95	10,702.21	7,437.49	224,746.31	118,999.82	-47.05%	2.69%	2,370,740.47
Ag99.99	68.68	1,427.79	1,442.35	22,844.61	1483.85%	-18.33%	80,661.30
Ag(T+D)	362,428.93	324,159.66	7,611,007.56	5,186,554.62	-31.85%	-79.75%	157,126,503.42
PAg99.99	12,460.20	3,283.13	261,664.15	52,530.14	-79.92%	109.66%	1,465,548.60
OAg99.99	0.00	0.00	0.00	0.00	-	-	0.00
SHAG	23,124.13	33,440.46	485,606.66	535,047.35	10.18%	54.91%	4,951,607.42
Au Products (in total)	6,555,573.76	5,221,807.50	137,667,049.05	83,548,920.03	-39.31%	-2.13%	1,272,853,887.24
Ag Products (in total)	398,081.94	362,311.05	8,359,720.71	5,796,976.72	-30.66%	-77.71%	163,624,320.74
Pt Products (in total)	10,702.21	7,437.49	224,746.31	118,999.82	-47.05%	2.69%	2,370,740.47
Total	6,964,357.91	5,591,556.04	146,251,516.07	89,464,896.57	-38.83%	-19.76%	1,438,848,948.45





Other Market Data

Delivery Volume

Delivery Volume (in kg)		
	Gold	Silver
Delivery Volume (Present Month)	481,662.02	2,614,080.00
Trading Volume (Present Month)	619,147.02	12,833,878.00
Delivery Ratio (Present Month)	77.79%	20.37%
Delivery Volume (Accumulative Total)	6,396,579.36	35,976,780.00
Trading Volume (Accumulative Total)	8,791,412.76	341,570,754.00
Delivery Ratio (Accumulative Total)	72.76%	10.53%
Withdrawal Volume (Present Month)	98,483.00	246,825.00
Withdrawal Volume (Accumulative Total)	1,313,930.26	1,532,655.00