

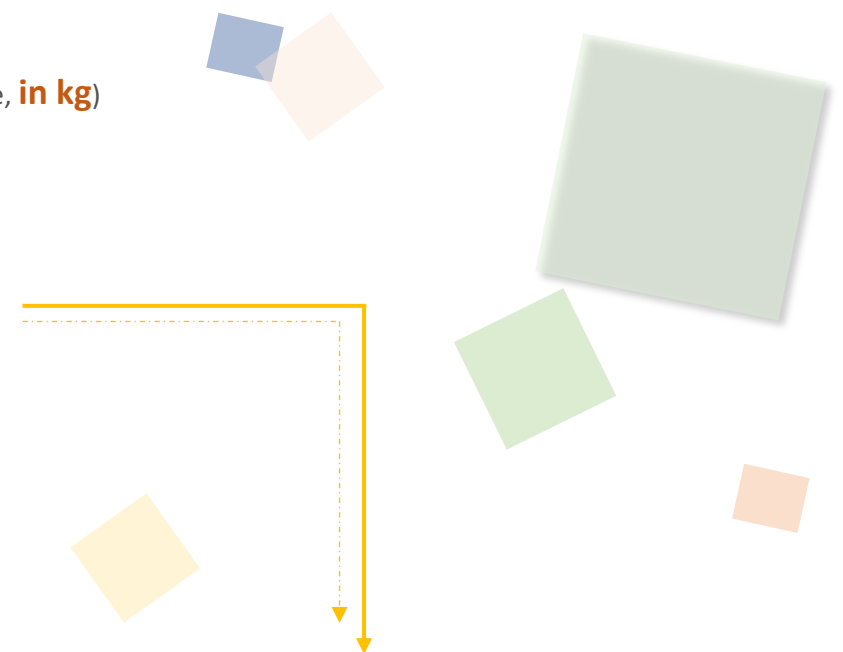
Trading Volume & Amount in Charts

■ VOLUME

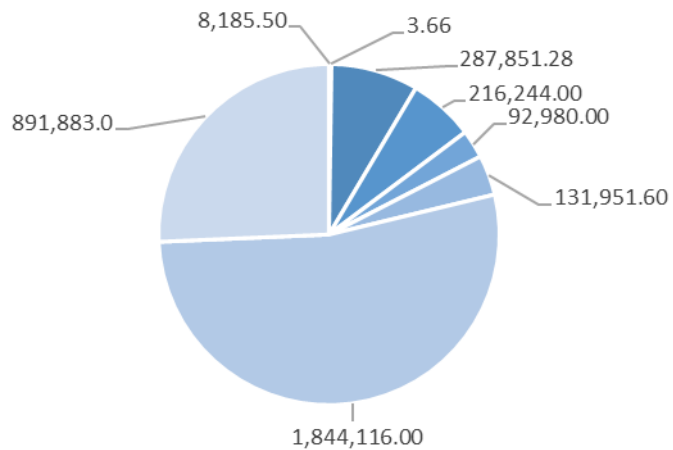
Popular Products (Trading Volume, in kg)

Total: 14,904,685.04


- ◆ Au Products: 3,473,215.04
- ◆ Ag (T+D): 10,233,220.00
- ◆ Others: 1,198,250.00



Popular Au Products Trading Volume (in kg)



- iAu9999
- PGC30g
- Au99.99
- Au(T+D)
- SHAU
- mAu(T+D)
- PAu99.99
- Others





Trading Volume & Amount in Charts

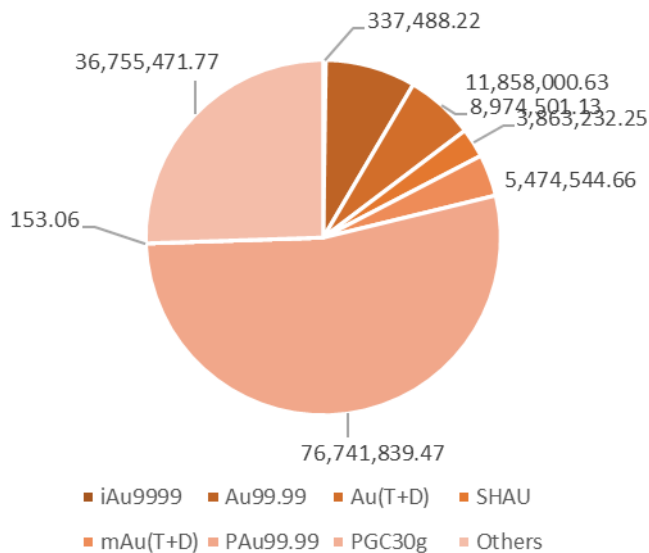
AMOUNT

Popular Products (Trading Amount, in 10,000 RMB)

Total: 150,035,409.64

- ◆ Au Products: 144,005,231.20
- ◆ Ag (T+D): 5,355,527.50
- ◆ Others: 674,650.94


Popular Au Products Trading Amount (in 10,000 RMB)

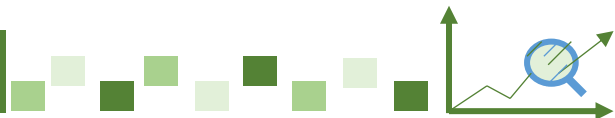




Trading Volume & Amount in Details


| Trading Volume (in kg) | | | | | | | |
|------------------------|------------------------------|-----------------------------|-----------------------------------|----------------------------------|-----------------|----------------|---------------------------------|
| Contract | Previous Month Daily Average | Present Month Daily Average | Previous Month accumulative total | Present Month accumulative total | Month-on -Month | Year-on -Year | Present Year accumulative total |
| Au99.95 | 154.36 | 114.88 | 3,396.00 | 1,838.00 | -45.88% | -59.44% | 1,838.00 |
| Au99.99 | 14,589.44 | 17,990.71 | 320,967.60 | 287,851.28 | -10.32% | -25.06% | 287,851.28 |
| Au100g | 22.63 | 16.24 | 497.80 | 259.80 | -47.81% | -27.39% | 259.80 |
| Au995 | 0.00 | 0.00 | 0.00 | 0.00 | - | - | 0.00 |
| PGC30g | 0.16 | 0.23 | 3.60 | 3.66 | 1.67% | -43.52% | 3.66 |
| iAu9999 | 201.17 | 511.59 | 4,425.70 | 8,185.50 | 84.95% | 192.53% | 8,185.50 |
| iAu100g | 0.00 | 0.09 | 0.00 | 1.40 | - | - | 1.40 |
| iAu995 | 0.00 | 0.00 | 0.00 | 0.00 | - | -100.00% | 0.00 |
| Au(T+D) | 13,657.09 | 13,515.25 | 300,456.00 | 216,244.00 | -28.03% | -42.42% | 216,244.00 |
| mAu(T+D) | 7,022.56 | 8,246.98 | 154,496.40 | 131,951.60 | -14.59% | -0.22% | 131,951.60 |
| Au(T+N1) | 0.80 | 376.10 | 17.60 | 6,017.60 | 34090.91% | -3.47% | 6,017.60 |
| Au(T+N2) | 96.85 | 708.06 | 2,130.60 | 11,329.00 | 431.73% | 82.61% | 11,329.00 |
| NYAuTN06 | 198.56 | 111.25 | 4,368.40 | 1,780.00 | -59.25% | 175.54% | 1,780.00 |
| NYAuTN12 | 178.58 | 148.19 | 3,928.80 | 2,371.00 | -39.65% | 101.75% | 2,371.00 |
| PAu99.95 | 1,276.00 | 4,341.00 | 28,072.00 | 69,456.00 | 147.42% | 210.74% | 69,456.00 |
| PAu99.99 | 64,753.04 | 115,257.25 | 1,424,566.80 | 1,844,116.00 | 29.45% | -1.08% | 1,844,116.00 |
| IPAu99.99 | 11,625.55 | 45,061.89 | 255,762.00 | 720,990.20 | 181.90% | 33.88% | 720,990.20 |
| IPAu99.5 | 0.00 | 0.00 | 0.00 | 0.00 | - | - | 0.00 |
| OAU99.99 | 1,751.82 | 4,865.00 | 38,540.00 | 77,840.00 | 101.97% | 565.30% | 77,840.00 |
| LAu99.95 | 0.00 | 0.00 | 0.00 | 0.00 | - | - | 0.00 |
| LAu99.99 | 0.00 | 0.00 | 0.00 | 0.00 | - | -100.00% | 0.00 |
| CAu99.99 | 1,288.00 | 0.00 | 28,336.00 | 0.00 | -100.00% | - | 0.00 |
| SHAU | 3,395.36 | 5,811.25 | 74,698.00 | 92,980.00 | 24.47% | -20.38% | 92,980.00 |
| Pt99.95 | 301.00 | 136.25 | 6,622.00 | 2,180.00 | -67.08% | -63.52% | 2,180.00 |
| Ag99.99 | 2.73 | 165.00 | 60.00 | 2,640.00 | 4300.00% | -91.58% | 2,640.00 |
| Ag(T+D) | 744,215.27 | 639,576.25 | 16,372,736.00 | 10,233,220.00 | -37.50% | -76.90% | 10,233,220.00 |
| PAG99.99 | 84,087.27 | 26,002.50 | 1,849,920.00 | 416,040.00 | -77.51% | 109.99% | 416,040.00 |
| OAg99.99 | 0.00 | 0.00 | 0.00 | 0.00 | - | - | 0.00 |
| SHAG | 31,553.18 | 48,586.88 | 694,170.00 | 777,390.00 | 11.99% | -6.68% | 777,390.00 |
| Au Products (in total) | 120,211.97 | 217,075.94 | 2,644,663.30 | 3,473,215.04 | 31.33% | 0.08% | 3,473,215.04 |
| Ag Products (in total) | 859,858.45 | 714,330.63 | 18,916,886.00 | 11,429,290.00 | -39.58% | -74.81% | 11,429,290.00 |
| Pt Products (in total) | 301.00 | 136.25 | 6,622.00 | 2,180.00 | -67.08% | -63.52% | 2,180.00 |
| Total | 980,371.42 | 931,542.82 | 21,568,171.30 | 14,904,685.04 | -30.89% | -69.48% | 14,904,685.04 |





Trading Volume & Amount in Details

| Trading Amount (in 10,000 RMB) | | | | | | | |
|--------------------------------|------------------------------|-----------------------------|-----------------------------------|----------------------------------|-----------------|---------------|---------------------------------|
| Contract | Previous Month Daily Average | Present Month Daily Average | Previous Month accumulative total | Present Month accumulative total | Month-on -Month | Year-on -Year | Present Year accumulative total |
| Au99.95 | 6,210.22 | 4,760.05 | 136,624.82 | 76,160.77 | -44.26% | -54.75% | 76,160.77 |
| Au99.99 | 584,367.54 | 741,125.04 | 12,856,085.89 | 11,858,000.63 | -7.76% | -17.54% | 11,858,000.63 |
| Au100g | 919.21 | 674.88 | 20,222.64 | 10,798.08 | -46.60% | -19.25% | 10,798.08 |
| Au995 | 0.00 | 0.00 | 0.00 | 0.00 | - | - | 0.00 |
| PGC30g | 6.42 | 9.57 | 141.15 | 153.06 | 8.44% | -37.50% | 153.06 |
| iAu9999 | 8,100.96 | 21,093.01 | 178,221.15 | 337,488.22 | 89.36% | 225.29% | 337,488.22 |
| iAu100g | 0.00 | 3.40 | 0.00 | 54.44 | - | - | 54.44 |
| iAu995 | 0.00 | 0.00 | 0.00 | 0.00 | - | -100.00% | 0.00 |
| Au(T+D) | 554,460.45 | 560,906.32 | 12,198,129.93 | 8,974,501.13 | -26.43% | -35.82% | 8,974,501.13 |
| mAu(T+D) | 285,093.00 | 342,159.04 | 6,272,046.01 | 5,474,544.66 | -12.72% | 11.32% | 5,474,544.66 |
| Au(T+N1) | 32.28 | 15,629.70 | 710.16 | 250,075.26 | 35114.13% | 7.80% | 250,075.26 |
| Au(T+N2) | 3,987.39 | 29,503.04 | 87,722.58 | 472,048.65 | 438.12% | 101.42% | 472,048.65 |
| NYAuTN06 | 8,041.88 | 4,605.12 | 176,921.32 | 73,681.92 | -58.35% | 204.43% | 73,681.92 |
| NYAuTN12 | 7,170.12 | 6,233.98 | 157,742.70 | 99,743.76 | -36.77% | 123.79% | 99,743.76 |
| PAu99.95 | 51,916.26 | 180,357.55 | 1,142,157.65 | 2,885,720.87 | 152.66% | 246.90% | 2,885,720.87 |
| PAu99.99 | 2,629,042.75 | 4,796,364.97 | 57,838,940.53 | 76,741,839.47 | 32.68% | 9.83% | 76,741,839.47 |
| IPAu99.99 | 471,143.35 | 1,876,663.55 | 10,365,153.78 | 30,026,616.72 | 189.69% | 48.01% | 30,026,616.72 |
| IPAu99.5 | 0.00 | 0.00 | 0.00 | 0.00 | - | - | 0.00 |
| OAu99.99 | 63,541.59 | 178,785.71 | 1,397,915.00 | 2,860,571.30 | 104.63% | 615.98% | 2,860,571.30 |
| LAu99.95 | 0.00 | 0.00 | 0.00 | 0.00 | - | - | 0.00 |
| LAu99.99 | 0.00 | 0.00 | 0.00 | 0.00 | - | -100.00% | 0.00 |
| CAu99.99 | 52,420.62 | 0.00 | 1,153,253.74 | 0.00 | -100.00% | - | 0.00 |
| SHAU | 138,446.12 | 241,452.02 | 3,045,814.59 | 3,863,232.25 | 26.84% | -11.17% | 3,863,232.25 |
| Pt99.95 | 6,741.78 | 3,149.15 | 148,319.14 | 50,386.39 | -66.03% | -59.34% | 50,386.39 |
| Ag99.99 | 1.45 | 86.17 | 31.80 | 1,378.74 | 4235.65% | -90.71% | 1,378.74 |
| Ag(T+D) | 388,386.09 | 334,720.47 | 8,544,493.95 | 5,355,527.50 | -37.32% | -74.65% | 5,355,527.50 |
| PAg99.99 | 44,697.39 | 13,532.65 | 983,342.68 | 216,522.34 | -77.98% | 128.64% | 216,522.34 |
| OAg99.99 | 0.00 | 0.00 | 0.00 | 0.00 | - | - | 0.00 |
| SHAG | 16,613.82 | 25,397.72 | 365,504.00 | 406,363.47 | 11.18% | 2.63% | 406,363.47 |
| Au Products (in total) | 4,864,900.17 | 9,000,326.95 | 107,027,803.64 | 144,005,231.20 | 34.55% | 10.81% | 144,005,231.20 |
| Ag Products (in total) | 449,698.75 | 373,737.00 | 9,893,372.43 | 5,979,792.05 | -39.56% | -72.35% | 5,979,792.05 |
| Pt Products (in total) | 6,741.78 | 3,149.15 | 148,319.14 | 50,386.39 | -66.03% | -59.34% | 50,386.39 |
| Total | 5,321,340.69 | 9,377,213.10 | 117,069,495.22 | 150,035,409.64 | 28.16% | -1.10% | 150,035,409.64 |





Other Market Data

Delivery Volume

| Delivery Volume (in kg) | | |
|--|------------|---------------|
| | Gold | Silver |
| Delivery Volume (Present Month) | 615,886.84 | 2,451,570.00 |
| Trading Volume (Present Month) | 760,812.84 | 11,013,250.00 |
| Delivery Ratio (Present Month) | 80.95% | 22.26% |
| Delivery Volume (Accumulative Total) | 615,886.84 | 2,451,570.00 |
| Trading Volume (Accumulative Total) | 760,812.84 | 11,013,250.00 |
| Delivery Ratio (Accumulative Total) | 80.95% | 22.26% |
| Withdrawal Volume (Present Month) | 138,847.20 | 32,400.00 |
| Withdrawal Volume (Accumulative Total) | 138,847.20 | 32,400.00 |