

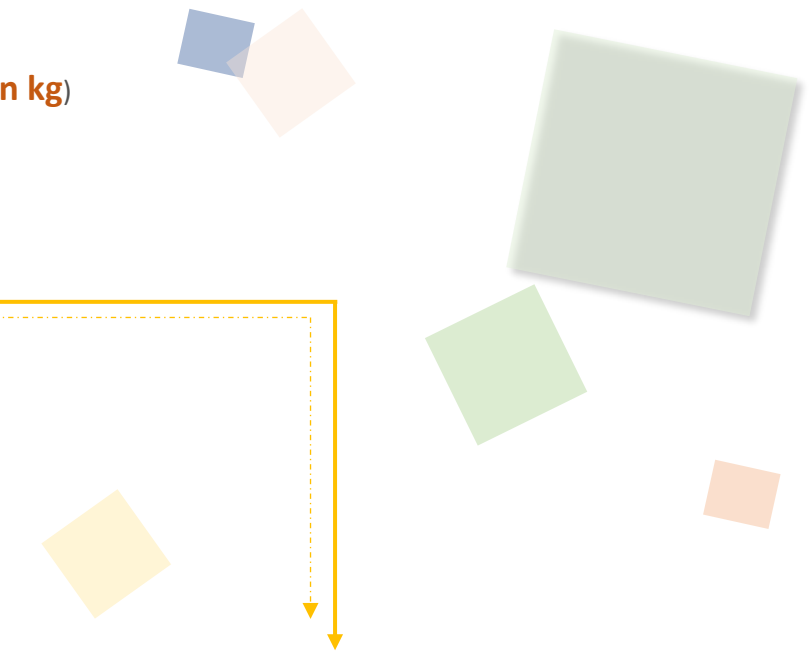
Trading Volume & Amount in Charts

■ VOLUME

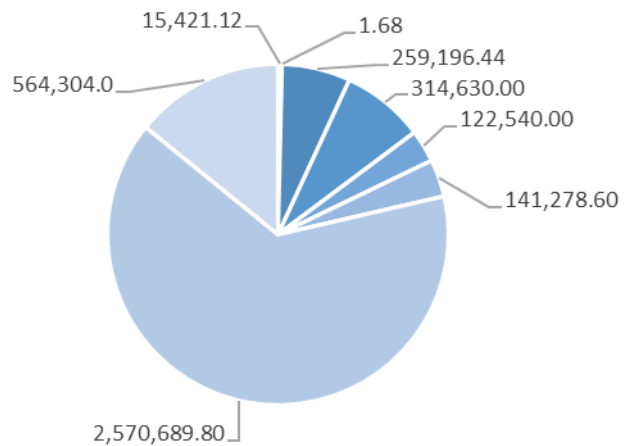
Popular Products (Trading Volume, in kg)

Total: 21,102,391.64


- ◆ Au Products: 3,988,061.64
- ◆ Ag (T+D): 15,661,788.00
- ◆ Others: 1,452,542.00

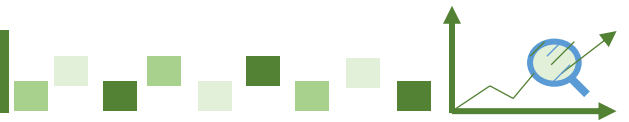


Popular Au Products Trading Volume (in kg)



- iAu9999
- PGC30g
- Au99.99
- Au(T+D)
- SHAU
- mAu(T+D)
- PAu99.99
- Others





Trading Volume & Amount in Charts

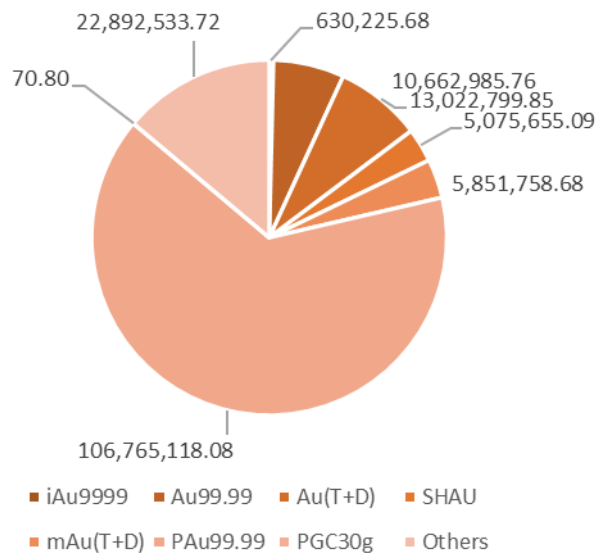
AMOUNT

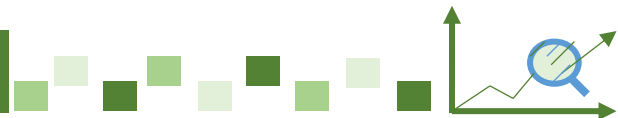
Popular Products (Trading Amount, in 10,000 RMB)

Total: 173,555,393.82

- ◆ Au Products: 164,901,147.66
- ◆ Ag (T+D): 7,789,704.62
- ◆ Others: 864,541.54


Popular Au Products Trading Amount (in 10,000 RMB)





Trading Volume & Amount in Details


Trading Volume (in kg)							
Contract	Previous Month Daily Average	Present Month Daily Average	Previous Month accumulative total	Present Month accumulative total	Month-on -Month	Year-on -Year	Present Year accumulative total
Au99.95	114.88	42.20	1,838.00	844.00	-54.08%	-46.31%	2,682.00
Au99.99	17,990.71	12,959.82	287,851.28	259,196.44	-9.95%	33.13%	547,047.72
Au100g	16.24	17.87	259.80	357.40	37.57%	-17.69%	617.20
Au995	0.00	0.00	0.00	0.00	-	-	0.00
PGC30g	0.23	0.08	3.66	1.68	-54.10%	-53.33%	5.34
iAu9999	511.59	771.06	8,185.50	15,421.12	88.40%	416.41%	23,606.62
iAu100g	0.09	0.00	1.40	0.00	-100.00%	-	1.40
iAu995	0.00	0.00	0.00	0.00	-	-	0.00
Au(T+D)	13,515.25	15,731.50	216,244.00	314,630.00	45.50%	0.86%	530,874.00
mAu(T+D)	8,246.98	7,063.93	131,951.60	141,278.60	7.07%	31.04%	273,230.20
Au(T+N1)	376.10	0.13	6,017.60	2.60	-99.96%	-99.67%	6,020.20
Au(T+N2)	708.06	0.00	11,329.00	0.00	-100.00%	-100.00%	11,329.00
NYAuTN06	111.25	137.58	1,780.00	2,751.60	54.58%	253.04%	4,531.60
NYAuTN12	148.19	141.63	2,371.00	2,832.60	19.47%	-40.07%	5,203.60
PAu99.95	4,341.00	1,633.80	69,456.00	32,676.00	-52.95%	279.95%	102,132.00
PAu99.99	115,257.25	128,534.49	1,844,116.00	2,570,689.80	39.40%	60.78%	4,414,805.80
IPAu99.99	45,061.89	19,815.99	720,990.20	396,319.80	-45.03%	47.03%	1,117,310.00
IPAu99.5	0.00	0.00	0.00	0.00	-	-	0.00
OAU99.99	4,865.00	4,744.00	77,840.00	94,880.00	21.89%	270.63%	172,720.00
LAu99.95	0.00	0.00	0.00	0.00	-	-	0.00
LAu99.99	0.00	1,300.00	0.00	26,000.00	-	602.70%	26,000.00
CAu99.99	0.00	382.00	0.00	7,640.00	-	-	7,640.00
SHAU	5,811.25	6,127.00	92,980.00	122,540.00	31.79%	20.76%	215,520.00
Pt99.95	136.25	339.10	2,180.00	6,782.00	211.10%	24.81%	8,962.00
Ag99.99	165.00	493.50	2,640.00	9,870.00	273.86%	996.67%	12,510.00
Ag(T+D)	639,576.25	783,089.40	10,233,220.00	15,661,788.00	53.05%	-55.44%	25,895,008.00
PAG99.99	26,002.50	20,607.00	416,040.00	412,140.00	-0.94%	13.26%	828,180.00
OAG99.99	0.00	0.00	0.00	0.00	-	-	0.00
SHAG	48,586.88	51,187.50	777,390.00	1,023,750.00	31.69%	30.30%	1,801,140.00
Au Products (in total)	217,075.94	199,403.08	3,473,215.04	3,988,061.64	14.82%	51.40%	7,461,276.68
Ag Products (in total)	714,330.63	855,377.40	11,429,290.00	17,107,548.00	49.68%	-52.87%	28,536,838.00
Pt Products (in total)	136.25	339.10	2,180.00	6,782.00	211.10%	24.81%	8,962.00
Total	931,542.82	1,055,119.58	14,904,685.04	21,102,391.64	41.58%	-45.80%	36,007,076.68





Trading Volume & Amount in Details

Trading Amount (in 10,000 RMB)							
Contract	Previous Month Daily Average	Present Month Daily Average	Previous Month accumulative total	Present Month accumulative total	Month-on-Month	Year-on-Year	Present Year accumulative total
Au99.95	4,760.05	1,751.90	76,160.77	35,038.02	-53.99%	-42.07%	111,198.80
Au99.99	741,125.04	533,149.29	11,858,000.63	10,662,985.76	-10.08%	43.63%	22,520,986.40
Au100g	674.88	741.07	10,798.08	14,821.34	37.26%	-11.48%	25,619.42
Au995	0.00	0.00	0.00	0.00	-	-	0.00
PGC30g	9.57	3.54	153.06	70.80	-53.75%	-49.66%	223.86
iAu9999	21,093.01	31,511.28	337,488.22	630,225.68	86.74%	458.40%	967,713.90
iAu100g	3.40	0.00	54.44	0.00	-100.00%	-	54.44
iAu995	0.00	0.00	0.00	0.00	-	-	0.00
Au(T+D)	560,906.32	651,139.99	8,974,501.13	13,022,799.85	45.11%	8.91%	21,997,300.98
mAu(T+D)	342,159.04	292,587.93	5,474,544.66	5,851,758.68	6.89%	41.88%	11,326,303.33
Au(T+N1)	15,629.70	5.43	250,075.26	108.68	-99.96%	-99.64%	250,183.94
Au(T+N2)	29,503.04	0.00	472,048.65	0.00	-100.00%	-100.00%	472,048.65
NYAuTN06	4,605.12	5,662.48	73,681.92	113,249.65	53.70%	277.13%	186,931.56
NYAuTN12	6,233.98	5,924.46	99,743.76	118,489.27	18.79%	-35.21%	218,233.03
PAu99.95	180,357.55	67,677.35	2,885,720.87	1,353,547.06	-53.10%	314.60%	4,239,267.94
PAu99.99	4,796,364.97	5,338,255.90	76,741,839.47	106,765,118.08	39.12%	74.36%	183,506,957.55
IPAu99.99	1,876,663.55	816,970.20	30,026,616.72	16,339,404.06	-45.58%	57.80%	46,366,020.78
IPAu99.5	0.00	0.00	0.00	0.00	-	-	0.00
OAu99.99	178,785.71	176,482.94	2,860,571.30	3,529,658.70	23.39%	292.88%	6,390,230.00
LAu99.95	0.00	0.00	0.00	0.00	-	-	0.00
LAu99.99	0.00	53,615.00	0.00	1,072,300.00	-	656.00%	1,072,300.00
CAu99.99	0.00	15,795.85	0.00	315,916.94	-	-	315,916.94
SHAU	241,452.02	253,782.75	3,863,232.25	5,075,655.09	31.38%	30.81%	8,938,887.34
Pt99.95	3,149.15	7,322.76	50,386.39	146,455.26	190.66%	21.57%	196,841.65
Ag99.99	86.17	253.10	1,378.74	5,062.01	267.15%	1052.99%	6,440.74
Ag(T+D)	334,720.47	389,485.23	5,355,527.50	7,789,704.62	45.45%	-54.60%	13,145,232.12
PAg99.99	13,532.65	10,214.98	216,522.34	204,299.70	-5.64%	13.77%	420,822.04
OAg99.99	0.00	0.00	0.00	0.00	-	-	0.00
SHAG	25,397.72	25,436.23	406,363.47	508,724.58	25.19%	33.26%	915,088.05
Au Products (in total)	9,000,326.95	8,245,057.38	144,005,231.20	164,901,147.66	14.51%	63.60%	308,906,378.86
Ag Products (in total)	373,737.00	425,389.55	5,979,792.05	8,507,790.90	42.28%	-51.98%	14,487,582.95
Pt Products (in total)	3,149.15	7,322.76	50,386.39	146,455.26	190.66%	21.57%	196,841.65
Total	9,377,213.10	8,677,769.69	150,035,409.64	173,555,393.82	15.68%	46.29%	323,590,803.46





Other Market Data

Delivery Volume

Delivery Volume (in kg)		
	Gold	Silver
Delivery Volume (Present Month)	632,294.04	3,568,530.00
Trading Volume (Present Month)	859,856.04	16,695,408.00
Delivery Ratio (Present Month)	73.53%	21.37%
Delivery Volume (Accumulative Total)	1,248,180.88	6,020,100.00
Trading Volume (Accumulative Total)	1,620,668.88	27,708,658.00
Delivery Ratio (Accumulative Total)	77.02%	21.73%
Withdrawal Volume (Present Month)	168,748.60	138,285.00
Withdrawal Volume (Accumulative Total)	307,595.80	170,685.00