

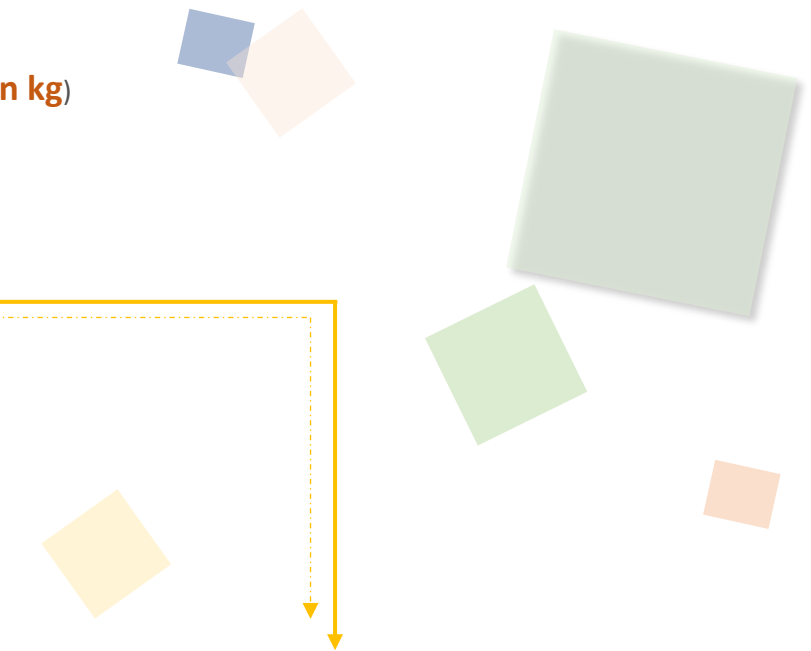
Trading Volume & Amount in Charts

■ VOLUME


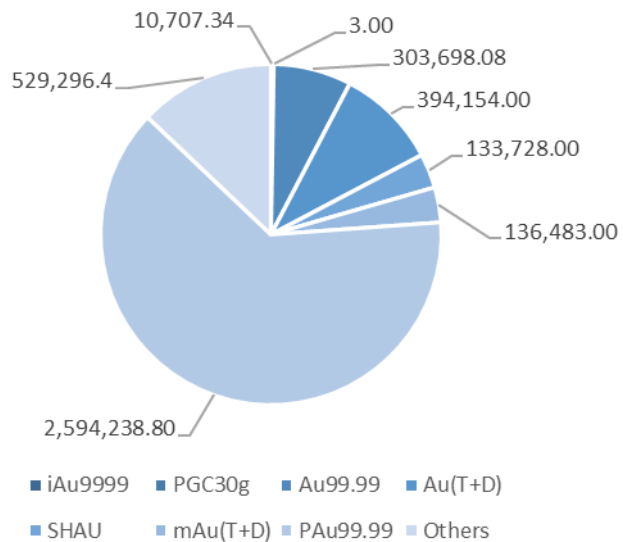
Popular Products (Trading Volume, in kg)

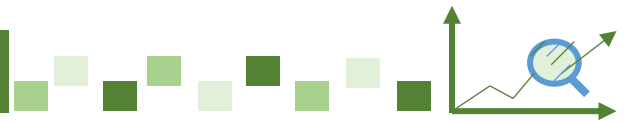
Total: 24,762,060.62

- ◆ Au Products: 4,102,308.62
- ◆ Ag (T+D): 17,616,038.00
- ◆ Others: 3,043,714.00



Popular Au Products Trading Volume (in kg)





Trading Volume & Amount in Charts

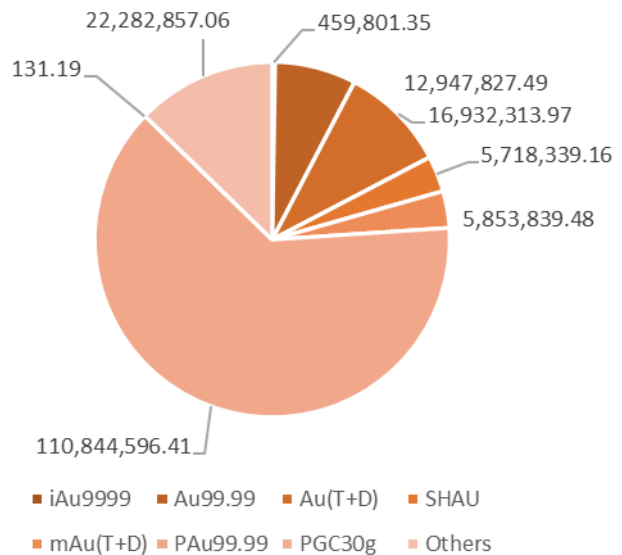
AMOUNT

Popular Products (Trading Amount, in 10,000 RMB)

Total: 185,581,464.90

- ◆ Au Products: 175,039,706.11
- ◆ Ag (T+D): 8,858,058.58
- ◆ Others: 1,683,700.20


Popular Au Products Trading Amount (in 10,000 RMB)

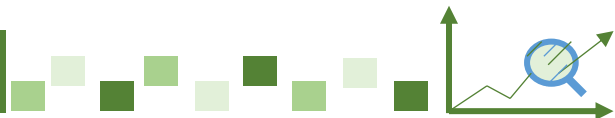




Trading Volume & Amount in Details


Trading Volume (in kg)							
Contract	Previous Month Daily Average	Present Month Daily Average	Previous Month accumulative total	Present Month accumulative total	Month-on -Month	Year-on -Year	Present Year accumulative total
Au99.95	42.20	100.78	844.00	2,318.00	174.64%	26.39%	5,000.00
Au99.99	12,959.82	13,204.26	259,196.44	303,698.08	17.17%	9.20%	850,745.80
Au100g	17.87	20.83	357.40	479.20	34.08%	-33.17%	1,096.40
Au995	0.00	0.00	0.00	0.00	-	-	0.00
PGC30g	0.08	0.13	1.68	3.00	78.57%	-63.77%	8.34
iAu9999	771.06	465.54	15,421.12	10,707.34	-30.57%	100.35%	34,313.96
iAu100g	0.00	0.00	0.00	0.00	-	-	1.40
iAu995	0.00	0.00	0.00	0.00	-	-	0.00
Au(T+D)	15,731.50	17,137.13	314,630.00	394,154.00	25.28%	-36.99%	925,028.00
mAu(T+D)	7,063.93	5,934.04	141,278.60	136,483.00	-3.39%	21.07%	409,713.20
Au(T+N1)	0.13	0.02	2.60	0.40	-84.62%	-99.97%	6,020.60
Au(T+N2)	0.00	0.39	0.00	9.00	-	-99.27%	11,338.00
NYAuTN06	137.58	135.26	2,751.60	3,111.00	13.06%	-6.57%	7,642.60
NYAuTN12	141.63	86.12	2,832.60	1,980.80	-30.07%	-52.53%	7,184.40
PAu99.95	1,633.80	2,189.83	32,676.00	50,366.00	54.14%	-47.78%	152,498.00
PAu99.99	128,534.49	112,792.99	2,570,689.80	2,594,238.80	0.92%	28.34%	7,009,044.60
IPAu99.99	19,815.99	17,647.48	396,319.80	405,892.00	2.42%	131.57%	1,523,202.00
IPAu99.5	0.00	0.00	0.00	0.00	-	-	0.00
OAU99.99	4,744.00	2,682.61	94,880.00	61,700.00	-34.97%	119.73%	234,420.00
LAu99.95	0.00	0.00	0.00	0.00	-	-100.00%	0.00
LAu99.99	1,300.00	43.48	26,000.00	1,000.00	-96.15%	-80.16%	27,000.00
CAu99.99	382.00	106.09	7,640.00	2,440.00	-68.06%	-	10,080.00
SHAU	6,127.00	5,814.26	122,540.00	133,728.00	9.13%	18.29%	349,248.00
Pt99.95	339.10	280.61	6,782.00	6,454.00	-4.84%	-41.78%	15,416.00
Ag99.99	493.50	663.91	9,870.00	15,270.00	54.71%	366.97%	27,780.00
Ag(T+D)	783,089.40	765,914.70	15,661,788.00	17,616,038.00	12.48%	-74.12%	43,511,046.00
PAG99.99	20,607.00	79,447.83	412,140.00	1,827,300.00	343.37%	463.77%	2,655,480.00
OAG99.99	0.00	0.00	0.00	0.00	-	-	0.00
SHAG	51,187.50	51,943.04	1,023,750.00	1,194,690.00	16.70%	11.68%	2,995,830.00
Au Products (in total)	199,403.08	178,361.24	3,988,061.64	4,102,308.62	2.86%	18.07%	11,563,585.30
Ag Products (in total)	855,377.40	897,969.48	17,107,548.00	20,653,298.00	20.73%	-70.27%	49,190,136.00
Pt Products (in total)	339.10	280.61	6,782.00	6,454.00	-4.84%	-41.78%	15,416.00
Total	1,055,119.58	1,076,611.33	21,102,391.64	24,762,060.62	17.34%	-66.05%	60,769,137.30





Trading Volume & Amount in Details

Trading Amount (in 10,000 RMB)							
Contract	Previous Month Daily Average	Present Month Daily Average	Previous Month accumulative total	Present Month accumulative total	Month-on -Month	Year-on -Year	Present Year accumulative total
Au99.95	1,751.90	4,258.57	35,038.02	97,947.16	179.55%	35.87%	209,145.96
Au99.99	533,149.29	562,949.02	10,662,985.76	12,947,827.49	21.43%	18.90%	35,468,813.88
Au100g	741.07	895.83	14,821.34	20,604.08	39.02%	-28.14%	46,223.50
Au995	0.00	0.00	0.00	0.00	-	-	0.00
PGC30g	3.54	5.70	70.80	131.19	85.31%	-61.01%	355.06
iAu9999	31,511.28	19,991.36	630,225.68	459,801.35	-27.04%	117.12%	1,427,515.25
iAu100g	0.00	0.00	0.00	0.00	-	-	54.44
iAu995	0.00	0.00	0.00	0.00	-	-	0.00
Au(T+D)	651,139.99	736,187.56	13,022,799.85	16,932,313.97	30.02%	-32.30%	38,929,614.95
mAu(T+D)	292,587.93	254,514.76	5,851,758.68	5,853,839.48	0.04%	30.35%	17,180,142.82
Au(T+N1)	5.43	0.77	108.68	17.72	-83.70%	-99.97%	250,201.66
Au(T+N2)	0.00	17.28	0.00	397.38	-	-99.20%	472,446.03
NYAuTN06	5,662.48	5,759.75	113,249.65	132,474.18	16.98%	-0.41%	319,405.74
NYAuTN12	5,924.46	3,682.09	118,489.27	84,688.14	-28.53%	-49.93%	302,921.16
PAu99.95	67,677.35	93,989.51	1,353,547.06	2,161,758.83	59.71%	-43.55%	6,401,026.76
PAu99.99	5,338,255.90	4,819,330.28	106,765,118.08	110,844,596.41	3.82%	37.40%	294,351,553.96
IPAu99.99	816,970.20	750,199.18	16,339,404.06	17,254,581.21	5.60%	144.78%	63,620,601.99
IPAu99.5	0.00	0.00	0.00	0.00	-	-	0.00
OAu99.99	176,482.94	103,669.48	3,529,658.70	2,384,398.12	-32.45%	137.23%	8,774,628.12
LAu99.95	0.00	0.00	0.00	0.00	-	-100.00%	0.00
LAu99.99	53,615.00	1,913.04	1,072,300.00	44,000.00	-95.90%	-77.80%	1,116,300.00
CAu99.99	15,795.85	4,434.36	315,916.94	101,990.25	-67.72%	-	417,907.19
SHAU	253,782.75	248,623.44	5,075,655.09	5,718,339.16	12.66%	27.09%	14,657,226.50
Pt99.95	7,322.76	6,163.92	146,455.26	141,770.10	-3.20%	-41.76%	338,611.74
Ag99.99	253.10	336.65	5,062.01	7,743.04	52.96%	356.51%	14,183.78
Ag(T+D)	389,485.23	385,132.98	7,789,704.62	8,858,058.58	13.71%	-74.53%	22,003,290.70
PAg99.99	10,214.98	40,643.19	204,299.70	934,793.35	357.56%	467.97%	1,355,615.38
OAg99.99	0.00	0.00	0.00	0.00	-	-	0.00
SHAG	25,436.23	26,060.60	508,724.58	599,393.72	17.82%	10.03%	1,514,481.78
Au Products (in total)	8,245,057.38	7,610,422.00	164,901,147.66	175,039,706.11	6.15%	26.48%	483,946,084.98
Ag Products (in total)	425,389.55	452,173.42	8,507,790.90	10,399,988.69	22.24%	-70.69%	24,887,571.64
Pt Products (in total)	7,322.76	6,163.92	146,455.26	141,770.10	-3.20%	-41.76%	338,611.74
Total	8,677,769.69	8,068,759.34	173,555,393.82	185,581,464.90	6.93%	6.58%	509,172,268.36





Other Market Data

Delivery Volume

Delivery Volume (in kg)		
	Gold	Silver
Delivery Volume (Present Month)	745,675.42	3,382,980.00
Trading Volume (Present Month)	986,671.82	18,825,998.00
Delivery Ratio (Present Month)	75.57%	17.97%
Delivery Volume (Accumulative Total)	1,993,856.30	9,403,080.00
Trading Volume (Accumulative Total)	2,607,340.70	46,534,656.00
Delivery Ratio (Accumulative Total)	76.47%	20.21%
Withdrawal Volume (Present Month)	157,394.83	122,460.00
Withdrawal Volume (Accumulative Total)	464,990.63	293,145.00