

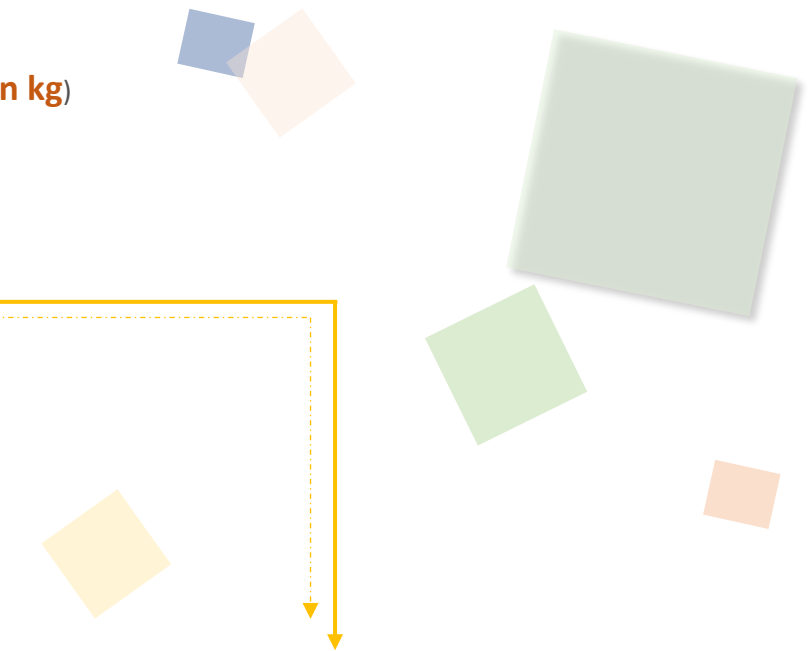
Trading Volume & Amount in Charts

■ VOLUME

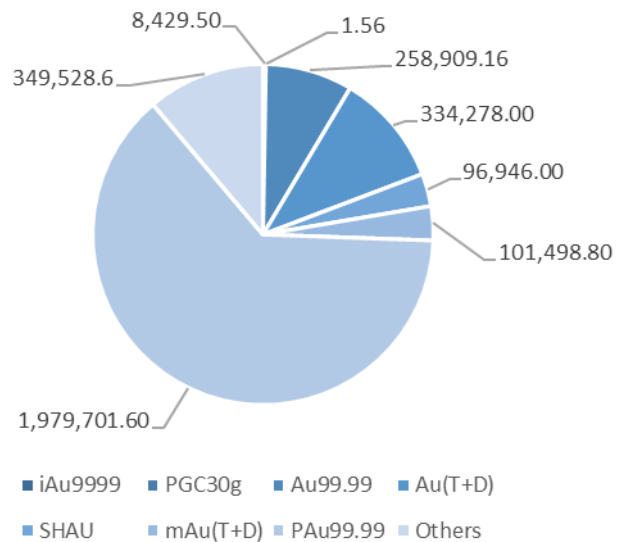
Popular Products (Trading Volume, in kg)

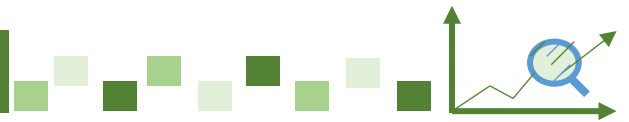
Total: 17,539,321.24

- ◆ Au Products: 3,129,293.24
- ◆ Ag (T+D): 12,973,696.00
- ◆ Others: 1,436,332.00



Popular Au Products Trading Volume (in kg)





Trading Volume & Amount in Charts

AMOUNT

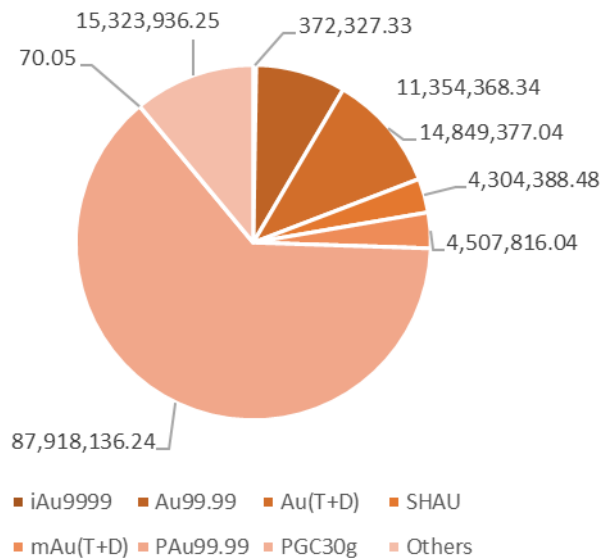
Popular Products (Trading Amount, in 10,000 RMB)

Total: 146,698,795.50

- ◆ Au Products: 138,630,419.77
- ◆ Ag (T+D): 7,226,809.07
- ◆ Others: 841,566.66




Popular Au Products Trading Amount (in 10,000 RMB)

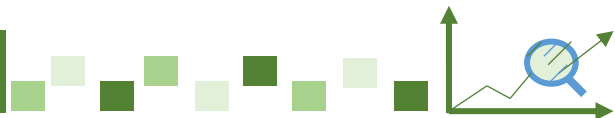




Trading Volume & Amount in Details


Trading Volume (in kg)							
Contract	Previous Month Daily Average	Present Month Daily Average	Previous Month accumulative total	Present Month accumulative total	Month-on-Month	Year-on-Year	Present Year accumulative total
Au99.95	100.78	29.05	2,318.00	552.00	-76.19%	-64.20%	5,552.00
Au99.99	13,204.26	13,626.80	303,698.08	258,909.16	-14.75%	12.67%	1,109,654.96
Au100g	20.83	18.79	479.20	357.00	-25.50%	14.64%	1,453.40
Au995	0.00	0.00	0.00	0.00	-	-	0.00
PGC30g	0.13	0.08	3.00	1.56	-48.00%	-42.22%	9.90
iAu9999	465.54	443.66	10,707.34	8,429.50	-21.27%	-57.62%	42,743.46
iAu100g	0.00	0.00	0.00	0.00	-	-100.00%	1.40
iAu995	0.00	0.00	0.00	0.00	-	-	0.00
Au(T+D)	17,137.13	17,593.58	394,154.00	334,278.00	-15.19%	-3.91%	1,259,306.00
mAu(T+D)	5,934.04	5,342.04	136,483.00	101,498.80	-25.63%	29.41%	511,212.00
Au(T+N1)	0.02	0.02	0.40	0.40	0.00%	-99.84%	6,021.00
Au(T+N2)	0.39	10.65	9.00	202.40	2148.89%	125.39%	11,540.40
NYAuTN06	135.26	61.56	3,111.00	1,169.60	-62.40%	-25.48%	8,812.20
NYAuTN12	86.12	45.79	1,980.80	870.00	-56.08%	-36.73%	8,054.40
PAu99.95	2,189.83	1,689.05	50,366.00	32,092.00	-36.28%	-89.44%	184,590.00
PAu99.99	112,792.99	104,194.82	2,594,238.80	1,979,701.60	-23.69%	24.98%	8,988,746.20
IPAu99.99	17,647.48	14,030.80	405,892.00	266,585.22	-34.32%	19.93%	1,789,787.22
IPAu99.5	0.00	0.00	0.00	0.00	-	-	0.00
OAU99.99	2,682.61	1,815.79	61,700.00	34,500.00	-44.08%	153.68%	268,920.00
LAu99.95	0.00	0.00	0.00	0.00	-	-	0.00
LAu99.99	43.48	0.00	1,000.00	0.00	-100.00%	-	27,000.00
CAu99.99	106.09	694.74	2,440.00	13,200.00	440.98%	-	23,280.00
SHAU	5,814.26	5,102.42	133,728.00	96,946.00	-27.51%	-10.01%	446,194.00
Pt99.95	280.61	102.21	6,454.00	1,942.00	-69.91%	-88.21%	17,358.00
Ag99.99	663.91	1,046.84	15,270.00	19,890.00	30.26%	28.74%	47,670.00
Ag(T+D)	765,914.70	682,826.11	17,616,038.00	12,973,696.00	-26.35%	-61.24%	56,484,742.00
PAG99.99	79,447.83	24,416.84	1,827,300.00	463,920.00	-74.61%	151.69%	3,119,400.00
OAG99.99	0.00	0.00	0.00	0.00	-	-	0.00
SHAG	51,943.04	50,030.53	1,194,690.00	950,580.00	-20.43%	-7.49%	3,946,410.00
Au Products (in total)	178,361.24	164,699.64	4,102,308.62	3,129,293.24	-23.72%	7.44%	14,692,878.54
Ag Products (in total)	897,969.48	758,320.32	20,653,298.00	14,408,086.00	-30.24%	-58.47%	63,598,222.00
Pt Products (in total)	280.61	102.21	6,454.00	1,942.00	-69.91%	-88.21%	17,358.00
Total	1,076,611.33	923,122.17	24,762,060.62	17,539,321.24	-29.17%	-53.39%	78,308,458.54





Trading Volume & Amount in Details

Trading Amount (in 10,000 RMB)							
Contract	Previous Month Daily Average	Present Month Daily Average	Previous Month accumulative total	Present Month accumulative total	Month-on -Month	Year-on -Year	Present Year accumulative total
Au99.95	4,258.57	1,290.15	97,947.16	24,512.83	-74.97%	-59.87%	233,658.79
Au99.99	562,949.02	597,598.33	12,947,827.49	11,354,368.34	-12.31%	24.27%	46,823,182.22
Au100g	895.83	835.80	20,604.08	15,880.28	-22.93%	27.07%	62,103.79
Au995	0.00	0.00	0.00	0.00	-	-	0.00
PGC30g	5.70	3.69	131.19	70.05	-46.61%	-36.19%	425.11
iAu9999	19,991.36	19,596.18	459,801.35	372,327.33	-19.02%	-53.56%	1,799,842.58
iAu100g	0.00	0.00	0.00	0.00	-	-100.00%	54.44
iAu995	0.00	0.00	0.00	0.00	-	-	0.00
Au(T+D)	736,187.56	781,546.16	16,932,313.97	14,849,377.04	-12.30%	6.43%	53,778,992.00
mAu(T+D)	254,514.76	237,253.48	5,853,839.48	4,507,816.04	-22.99%	43.18%	21,687,958.86
Au(T+N1)	0.77	0.94	17.72	17.84	0.68%	-99.82%	250,219.50
Au(T+N2)	17.28	475.90	397.38	9,042.06	2175.42%	151.41%	481,488.08
NYAuTN06	5,759.75	2,720.24	132,474.18	51,684.65	-60.99%	-18.15%	371,090.39
NYAuTN12	3,682.09	2,039.37	84,688.14	38,748.00	-54.25%	-30.92%	341,669.16
PAu99.95	93,989.51	74,886.63	2,161,758.83	1,422,845.94	-34.18%	-88.33%	7,823,872.70
PAu99.99	4,819,330.28	4,627,270.33	110,844,596.41	87,918,136.24	-20.68%	38.30%	382,269,690.20
IPAu99.99	750,199.18	622,026.44	17,254,581.21	11,818,502.43	-31.51%	32.17%	75,439,104.42
IPAu99.5	0.00	0.00	0.00	0.00	-	-	0.00
OAu99.99	103,669.48	71,418.51	2,384,398.12	1,356,951.60	-43.09%	180.44%	10,131,579.72
LAu99.95	0.00	0.00	0.00	0.00	-	-	0.00
LAu99.99	1,913.04	0.00	44,000.00	0.00	-100.00%	-	1,116,300.00
CAu99.99	4,434.36	30,828.98	101,990.25	585,750.64	474.32%	-	1,003,657.83
SHAU	248,623.44	226,546.76	5,718,339.16	4,304,388.48	-24.73%	-0.39%	18,961,614.98
Pt99.95	6,163.92	2,297.47	141,770.10	43,651.95	-69.21%	-87.39%	382,263.70
Ag99.99	336.65	588.28	7,743.04	11,177.34	44.35%	42.71%	25,361.12
Ag(T+D)	385,132.98	380,358.37	8,858,058.58	7,226,809.07	-18.42%	-57.46%	29,230,099.77
PAg99.99	40,643.19	13,516.38	934,793.35	256,811.28	-72.53%	170.20%	1,612,426.66
OAg99.99	0.00	0.00	0.00	0.00	-	-	0.00
SHAG	26,060.60	27,890.85	599,393.72	529,926.08	-11.59%	1.61%	2,044,407.86
Au Products (in total)	7,610,422.00	7,296,337.88	175,039,706.11	138,630,419.77	-20.80%	18.73%	622,576,504.75
Ag Products (in total)	452,173.42	422,353.88	10,399,988.69	8,024,723.77	-22.84%	-54.44%	32,912,295.41
Pt Products (in total)	6,163.92	2,297.47	141,770.10	43,651.95	-69.21%	-87.39%	382,263.70
Total	8,068,759.34	7,720,989.24	185,581,464.90	146,698,795.50	-20.95%	8.89%	655,871,063.85





Other Market Data

Delivery Volume

Delivery Volume (in kg)		
	Gold	Silver
Delivery Volume (Present Month)	607,825.82	2,180,730.00
Trading Volume (Present Month)	803,214.42	13,944,166.00
Delivery Ratio (Present Month)	75.67%	15.64%
Delivery Volume (Accumulative Total)	2,601,682.12	11,583,810.00
Trading Volume (Accumulative Total)	3,410,555.12	60,478,822.00
Delivery Ratio (Accumulative Total)	76.28%	19.15%
Withdrawal Volume (Present Month)	120,601.44	105,120.00
Withdrawal Volume (Accumulative Total)	585,592.07	398,265.00