

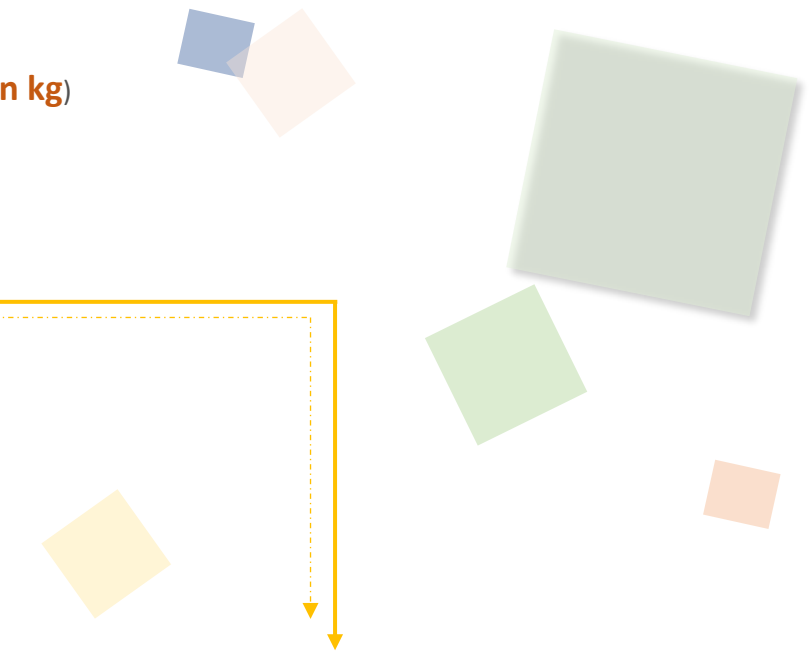
Trading Volume & Amount in Charts

■ VOLUME

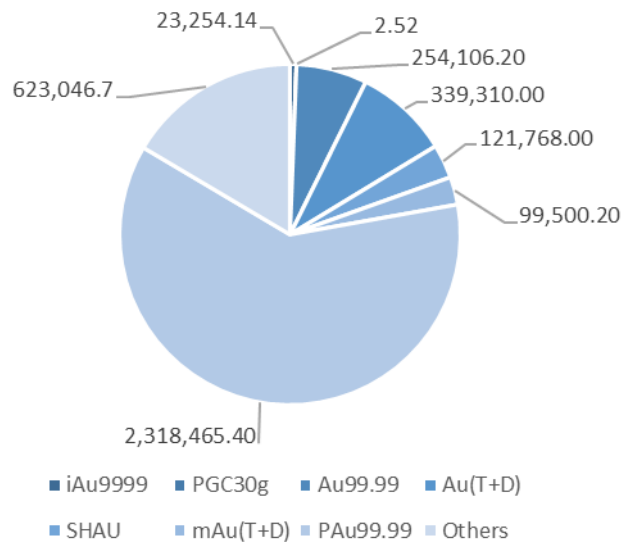
Popular Products (Trading Volume, in kg)

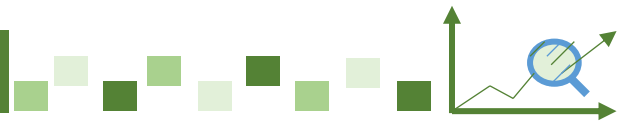
Total: 17,985,767.12

- ◆ Au Products: 3,779,453.12
- ◆ Ag (T+D): 12,898,804.00
- ◆ Others: 1,307,510.00



Popular Au Products Trading Volume (in kg)





Trading Volume & Amount in Charts

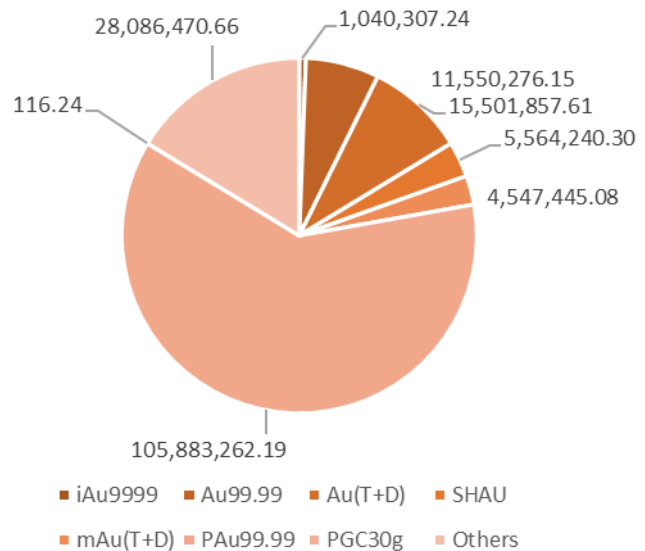
AMOUNT

Popular Products (Trading Amount, in 10,000 RMB)

Total: 180,402,461.21

- ◆ Au Products: 172,173,975.46
- ◆ Ag (T+D): 7,328,957.97
- ◆ Others: 899,527.78


Popular Au Products Trading Amount (in 10,000 RMB)





Trading Volume & Amount in Details


Trading Volume (in kg)							
Contract	Previous Month Daily Average	Present Month Daily Average	Previous Month accumulative total	Present Month accumulative total	Month-on -Month	Year-on -Year	Present Year accumulative total
Au99.95	34.95	129.91	734.00	2,988.00	307.08%	-57.93%	10,972.00
Au99.99	9,069.65	11,048.10	190,462.60	254,106.20	33.42%	-8.09%	1,981,232.86
Au100g	12.10	12.97	254.20	298.40	17.39%	-41.63%	2,601.40
Au995	0.00	0.00	0.00	0.00	-	-	0.00
PGC30g	0.11	0.11	2.22	2.52	13.51%	-20.75%	17.28
iAu9999	140.92	1,011.05	2,959.24	23,254.14	685.81%	347.53%	79,650.90
iAu100g	0.03	0.00	0.60	0.00	-100.00%	-100.00%	2.80
iAu995	0.00	0.00	0.00	0.00	-	-	0.00
Au(T+D)	18,481.90	14,752.61	388,120.00	339,310.00	-12.58%	1.67%	2,776,062.00
mAu(T+D)	4,270.83	4,326.10	89,687.40	99,500.20	10.94%	-5.94%	901,663.20
Au(T+N1)	0.00	0.00	0.00	0.00	-	-100.00%	6,035.60
Au(T+N2)	0.01	7.45	0.20	171.40	85600.00%	-36.42%	11,714.40
NYAuTN06	10.24	28.09	215.00	646.00	200.47%	-39.47%	10,920.20
NYAuTN12	44.03	133.48	924.60	3,070.00	232.04%	18.10%	13,827.80
PAu99.95	5,839.05	2,673.91	122,620.00	61,500.00	-49.85%	338.53%	454,222.00
PAu99.99	111,073.05	100,802.84	2,332,534.00	2,318,465.40	-0.60%	-16.26%	17,828,752.60
IPAu99.99	14,042.95	21,528.39	294,902.00	495,152.86	67.90%	71.66%	3,159,546.28
IPAu99.5	0.00	0.00	0.00	0.00	-	-	0.00
OAU99.99	0.95	901.74	20.00	20,740.00	#####	136.76%	395,340.00
LAu99.95	0.00	0.00	0.00	0.00	-	-	0.00
LAu99.99	0.00	0.00	0.00	0.00	-	-100.00%	27,000.00
CAu99.99	765.71	1,673.04	16,080.00	38,480.00	139.30%	-	87,520.00
SHAU	4,815.24	5,294.26	101,120.00	121,768.00	20.42%	-31.87%	885,816.00
Pt99.95	155.71	316.52	3,270.00	7,280.00	122.63%	-48.63%	42,156.00
Ag99.99	720.00	435.65	15,120.00	10,020.00	-33.73%	2.77%	83,190.00
Ag(T+D)	584,728.38	560,817.57	12,279,296.00	12,898,804.00	5.05%	-42.80%	107,652,574.00
PAG99.99	18,182.86	4,293.91	381,840.00	98,760.00	-74.14%	-63.85%	4,895,640.00
OAG99.99	0.00	0.00	0.00	0.00	-	-	0.00
SHAG	44,678.57	51,802.17	938,250.00	1,191,450.00	26.99%	-13.86%	8,023,980.00
Au Products (in total)	168,601.72	164,324.05	3,540,636.06	3,779,453.12	6.75%	-6.25%	28,632,897.32
Ag Products (in total)	648,309.81	617,349.30	13,614,506.00	14,199,034.00	4.29%	-41.36%	120,655,384.00
Pt Products (in total)	155.71	316.52	3,270.00	7,280.00	122.63%	-48.63%	42,156.00
Total	817,067.24	781,989.87	17,158,412.06	17,985,767.12	4.82%	-36.36%	149,330,437.32





Trading Volume & Amount in Details

Trading Amount (in 10,000 RMB)							
Contract	Previous Month Daily Average	Present Month Daily Average	Previous Month accumulative total	Present Month accumulative total	Month-on-Month	Year-on-Year	Present Year accumulative total
Au99.95	1,509.66	5,332.55	31,702.77	122,648.67	286.87%	-55.13%	464,643.09
Au99.99	409,882.35	502,185.92	8,607,529.29	11,550,276.15	34.19%	8.02%	86,021,304.93
Au100g	551.09	594.78	11,572.94	13,679.91	18.21%	-31.00%	114,162.59
Au995	0.00	0.00	0.00	0.00	-	-	0.00
PGC30g	4.84	5.05	101.67	116.24	14.33%	-7.11%	763.07
iAu9999	6,366.01	45,230.75	133,686.18	1,040,307.24	678.17%	419.03%	3,453,128.39
iAu100g	0.99	0.00	20.80	0.00	-100.00%	-100.00%	110.71
iAu995	0.00	0.00	0.00	0.00	-	-	0.00
Au(T+D)	839,242.98	673,993.81	17,624,102.65	15,501,857.61	-12.04%	19.69%	122,365,746.39
mAu(T+D)	193,682.66	197,715.00	4,067,335.79	4,547,445.08	11.80%	10.83%	39,342,213.45
Au(T+N1)	0.00	0.00	0.00	0.00	-	-100.00%	250,884.25
Au(T+N2)	0.43	340.64	9.06	7,834.65	86375.19%	-25.19%	489,443.06
NYAuTN06	467.83	1,278.31	9,824.37	29,401.10	199.27%	-29.62%	466,422.41
NYAuTN12	2,002.88	6,025.65	42,060.48	138,589.93	229.50%	37.81%	602,538.69
PAu99.95	265,454.24	121,791.34	5,574,539.05	2,801,200.86	-49.75%	415.40%	20,043,992.86
PAu99.99	5,039,852.54	4,603,620.10	105,836,903.38	105,883,262.19	0.04%	-1.53%	782,232,757.69
IPAu99.99	636,147.19	969,580.44	13,359,090.98	22,300,350.03	66.93%	98.88%	137,146,239.50
IPAu99.5	0.00	0.00	0.00	0.00	-	-	0.00
OAu99.99	43.83	39,419.91	920.50	906,658.04	98396.26%	197.23%	15,260,094.34
LAu99.95	0.00	0.00	0.00	0.00	-	-	0.00
LAu99.99	0.00	0.00	0.00	0.00	-	-100.00%	1,116,300.00
CAu99.99	35,089.06	76,787.28	736,870.23	1,766,107.46	139.68%	-	3,942,083.19
SHAU	218,803.28	241,923.49	4,594,868.94	5,564,240.30	21.10%	-19.80%	38,860,769.14
Pt99.95	3,503.45	6,934.99	73,572.47	159,504.86	116.80%	-45.60%	946,426.28
Ag99.99	406.00	245.08	8,525.98	5,636.92	-33.89%	28.34%	45,268.92
Ag(T+D)	333,427.21	318,650.35	7,001,971.32	7,328,957.97	4.67%	-25.82%	57,917,227.36
PAg99.99	10,417.22	2,476.38	218,761.58	56,956.83	-73.96%	-52.07%	2,599,733.18
OAg99.99	0.00	0.00	0.00	0.00	-	-	0.00
SHAG	25,399.34	29,453.44	533,386.22	677,429.17	27.01%	12.30%	4,329,929.32
Au Products (in total)	7,649,101.86	7,485,825.02	160,631,139.07	172,173,975.46	7.19%	10.02%	1,252,173,597.76
Ag Products (in total)	369,649.77	350,825.26	7,762,645.09	8,068,980.89	3.95%	-23.92%	64,892,158.78
Pt Products (in total)	3,503.45	6,934.99	73,572.47	159,504.86	116.80%	-45.60%	946,426.28
Total	8,022,255.08	7,843,585.27	168,467,356.63	180,402,461.21	7.08%	7.77%	1,318,012,182.82





Other Market Data

Delivery Volume

Delivery Volume (in kg)		
	Gold	Silver
Delivery Volume (Present Month)	613,403.86	2,333,700.00
Trading Volume (Present Month)	845,114.86	14,100,274.00
Delivery Ratio (Present Month)	72.58%	16.55%
Delivery Volume (Accumulative Total)	4,878,391.04	19,805,010.00
Trading Volume (Accumulative Total)	6,680,516.44	115,759,744.00
Delivery Ratio (Accumulative Total)	73.02%	17.11%
Withdrawal Volume (Present Month)	160,705.00	159,450.00
Withdrawal Volume (Accumulative Total)	1,099,441.40	1,197,120.00