

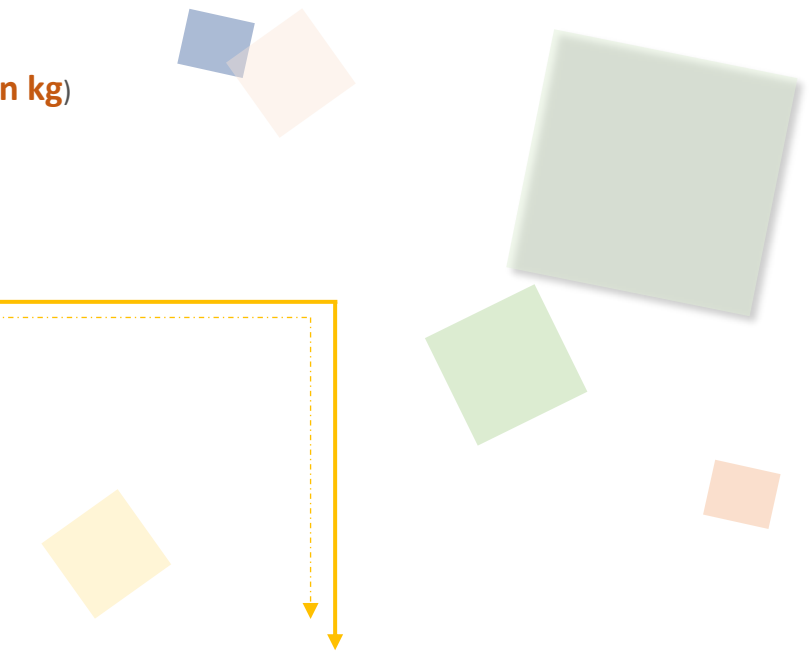
## Trading Volume & Amount in Charts

### ■ VOLUME

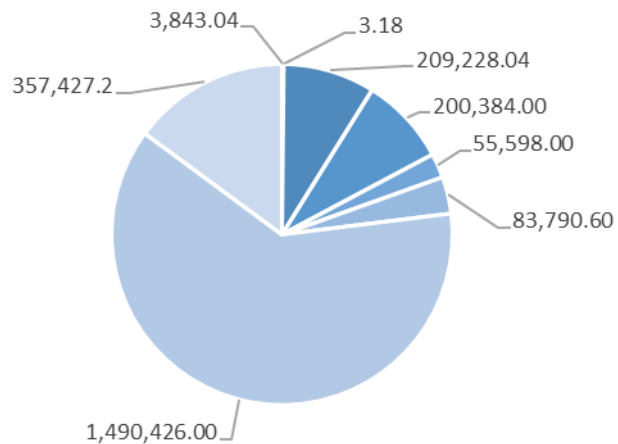
#### Popular Products (Trading Volume, in kg)

**Total: 12,278,944.06**


- ◆ Au Products: 2,400,700.06
- ◆ Ag (T+D): 8,617,508.00
- ◆ Others: 1,260,736.00

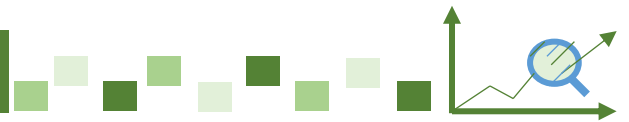


#### Popular Au Products Trading Volume (in kg)



- iAu9999
- PGC30g
- Au99.99
- Au(T+D)
- SHAU
- mAu(T+D)
- PAu99.99
- Others





## Trading Volume & Amount in Charts

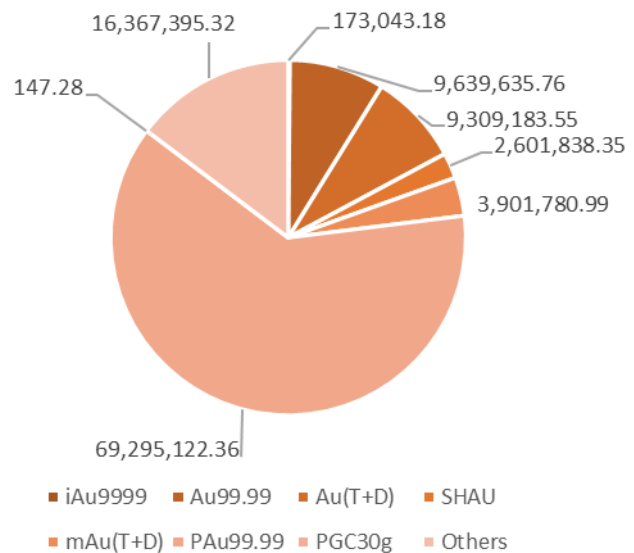
### AMOUNT

#### Popular Products (Trading Amount, in 10,000 RMB)

**Total: 117,242,009.29**

- ◆ Au Products: 111,288,146.79
- ◆ Ag (T+D): 4,983,888.64
- ◆ Others: 969,973.86


#### Popular Au Products Trading Amount (in 10,000 RMB)





## Trading Volume & Amount in Details


Trading Volume (in kg)							
Contract	Previous Month Daily Average	Present Month Daily Average	Previous Month accumulative total	Present Month accumulative total	Month-on -Month	Year-on -Year	Present Year accumulative total
Au99.95	363.80	434.00	7,276.00	7,378.00	1.40%	136.78%	25,626.00
Au99.99	15,783.98	12,307.53	315,679.52	209,228.04	-33.72%	10.98%	2,506,140.42
Au100g	13.65	11.05	273.00	187.80	-31.21%	-76.93%	3,062.20
Au995	0.00	0.00	0.00	0.00	-	-	0.00
PGC30g	0.07	0.19	1.38	3.18	130.43%	76.67%	21.84
iAu9999	954.44	226.06	19,088.84	3,843.04	-79.87%	181.50%	102,582.78
iAu100g	0.00	0.00	0.00	0.00	-	-	2.80
iAu995	0.00	0.00	0.00	0.00	-	-	0.00
Au(T+D)	21,320.00	11,787.29	426,400.00	200,384.00	-53.01%	-4.40%	3,402,846.00
mAu(T+D)	8,884.62	4,928.86	177,692.40	83,790.60	-52.85%	-19.59%	1,163,146.20
Au(T+N1)	0.00	0.00	0.00	0.00	-	-	6,035.60
Au(T+N2)	0.09	5.29	1.80	90.00	4900.00%	-37.67%	11,806.20
NYAuTN06	31.14	30.07	622.80	511.20	-17.92%	-86.91%	12,054.20
NYAuTN12	148.10	125.68	2,962.00	2,136.60	-27.87%	-43.42%	18,926.40
PAu99.95	3,701.00	4,801.41	74,020.00	81,624.00	10.27%	324.15%	609,866.00
PAu99.99	61,792.43	87,672.12	1,235,848.60	1,490,426.00	20.60%	20.08%	20,555,027.20
IPAu99.99	24,969.20	12,113.06	499,384.00	205,922.00	-58.76%	-15.91%	3,864,852.28
IPAu99.5	0.00	0.00	0.00	0.00	-	-	0.00
OAU99.99	805.00	2,890.45	16,100.00	49,137.60	205.20%	361.65%	460,577.60
LAu99.95	0.00	431.06	0.00	7,328.00	-	-	7,328.00
LAu99.99	600.00	0.00	12,000.00	0.00	-100.00%	-100.00%	39,000.00
CAu99.99	0.00	183.06	0.00	3,112.00	-	1011.43%	90,632.00
SHAU	4,344.40	3,270.47	86,888.00	55,598.00	-36.01%	-46.38%	1,028,302.00
Pt99.95	483.00	671.53	9,660.00	11,416.00	18.18%	102.20%	63,232.00
Ag99.99	313.50	2,560.59	6,270.00	43,530.00	594.26%	-13.73%	132,990.00
Ag(T+D)	594,829.80	506,912.24	11,896,596.00	8,617,508.00	-27.56%	-25.63%	128,166,678.00
PAG99.99	64,857.00	8,040.00	1,297,140.00	136,680.00	-89.46%	17.18%	6,329,460.00
OAG99.99	0.00	0.00	0.00	0.00	-	-	0.00
SHAG	49,344.00	62,888.82	986,880.00	1,069,110.00	8.33%	-10.60%	10,079,970.00
Au Products (in total)	143,711.92	141,217.65	2,874,238.34	2,400,700.06	-16.48%	12.41%	33,907,835.72
Ag Products (in total)	709,344.30	580,401.65	14,186,886.00	9,866,828.00	-30.45%	-23.81%	144,709,098.00
Pt Products (in total)	483.00	671.53	9,660.00	11,416.00	18.18%	102.20%	63,232.00
<b>Total</b>	<b>853,539.22</b>	<b>722,290.83</b>	<b>17,070,784.34</b>	<b>12,278,944.06</b>	<b>-28.07%</b>	<b>-18.64%</b>	<b>178,680,165.72</b>





## Trading Volume & Amount in Details

Trading Amount (in 10,000 RMB)							
Contract	Previous Month Daily Average	Present Month Daily Average	Previous Month accumulative total	Present Month accumulative total	Month-on-Month	Year-on-Year	Present Year accumulative total
Au99.95	16,957.49	19,783.69	339,149.80	336,322.69	-0.83%	177.93%	1,140,115.58
Au99.99	731,109.90	567,037.40	14,622,198.08	9,639,635.76	-34.08%	31.36%	110,283,138.77
Au100g	643.18	517.16	12,863.53	8,791.78	-31.65%	-72.44%	135,817.90
Au995	0.00	0.00	0.00	0.00	-	-	0.00
PGC30g	3.27	8.66	65.38	147.28	125.26%	106.09%	975.73
iAu9999	43,156.58	10,179.01	863,131.52	173,043.18	-79.95%	229.63%	4,489,303.09
iAu100g	0.00	0.00	0.00	0.00	-	-	110.71
iAu995	0.00	0.00	0.00	0.00	-	-	0.00
Au(T+D)	996,732.97	547,599.03	19,934,659.41	9,309,183.55	-53.30%	13.39%	151,609,589.36
mAu(T+D)	416,200.31	229,516.53	8,324,006.26	3,901,780.99	-53.13%	-4.59%	51,568,000.69
Au(T+N1)	0.00	0.00	0.00	0.00	-	-	250,884.25
Au(T+N2)	4.23	251.27	84.60	4,271.60	4949.17%	-24.58%	493,799.26
NYAuTN06	1,439.74	1,405.19	28,794.90	23,888.26	-17.04%	-84.29%	519,105.57
NYAuTN12	6,721.84	5,709.04	134,436.86	97,053.75	-27.81%	-33.64%	834,029.31
PAu99.95	173,936.54	221,628.49	3,478,730.72	3,767,684.32	8.31%	398.71%	27,290,407.89
PAu99.99	2,892,649.40	4,076,183.67	57,852,987.97	69,295,122.36	19.78%	42.24%	909,380,868.02
IPAu99.99	1,135,601.55	555,459.75	22,712,031.00	9,442,815.74	-58.42%	0.14%	169,301,086.24
IPAu99.5	0.00	0.00	0.00	0.00	-	-	0.00
OAu99.99	36,229.28	129,707.72	724,585.50	2,205,031.20	204.32%	440.57%	18,189,711.04
LAu99.95	0.00	19,699.39	0.00	334,889.60	-	-	334,889.60
LAu99.99	27,852.00	0.00	557,040.00	0.00	-100.00%	-100.00%	1,673,340.00
CAu99.99	0.00	8,626.26	0.00	146,646.38	-	1232.23%	4,088,729.57
SHAU	203,932.51	153,049.31	4,078,650.22	2,601,838.35	-36.21%	-36.02%	45,541,257.71
Pt99.95	10,694.41	14,565.34	213,888.12	247,610.81	15.77%	108.08%	1,407,925.22
Ag99.99	184.39	1,502.21	3,687.80	25,537.62	592.49%	11.79%	74,494.34
Ag(T+D)	347,376.34	293,169.92	6,947,526.73	4,983,888.64	-28.26%	-3.91%	69,848,642.72
PAg99.99	37,919.63	4,639.38	758,392.55	78,869.40	-89.60%	50.14%	3,436,995.12
OAg99.99	0.00	0.00	0.00	0.00	-	-	0.00
SHAG	28,825.81	36,350.35	576,516.15	617,956.03	7.19%	15.50%	5,524,401.50
Au Products (in total)	6,683,170.79	6,546,361.58	133,663,415.75	111,288,146.79	-16.74%	33.20%	1,497,125,160.30
Ag Products (in total)	414,306.16	335,661.86	8,286,123.22	5,706,251.68	-31.13%	-1.57%	78,884,533.68
Pt Products (in total)	10,694.41	14,565.34	213,888.12	247,610.81	15.77%	108.08%	1,407,925.22
Total	7,108,171.35	6,896,588.78	142,163,427.09	117,242,009.29	-17.53%	31.05%	1,577,417,619.19





## Other Market Data

### Delivery Volume

Delivery Volume (in kg)		
	Gold	Silver
Delivery Volume (Present Month)	439,124.66	1,995,150.00
Trading Volume (Present Month)	563,150.46	9,730,148.00
Delivery Ratio (Present Month)	77.98%	20.50%
Delivery Volume (Accumulative Total)	5,910,660.84	23,426,130.00
Trading Volume (Accumulative Total)	8,280,552.64	138,379,638.00
Delivery Ratio (Accumulative Total)	71.38%	16.93%
Withdrawal Volume (Present Month)	121,354.80	201,255.00
Withdrawal Volume (Accumulative Total)	1,390,458.50	1,515,135.00