

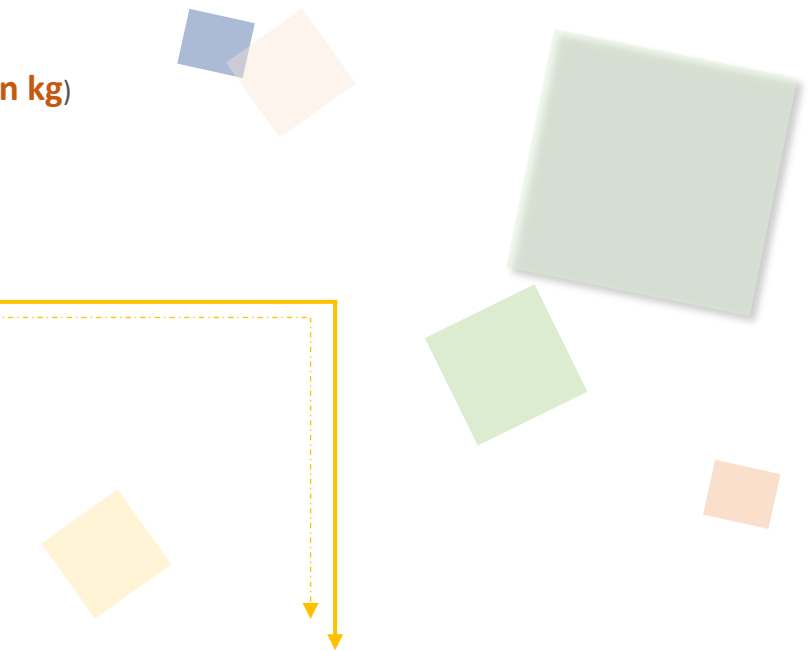
## Trading Volume & Amount in Charts

### ■ VOLUME

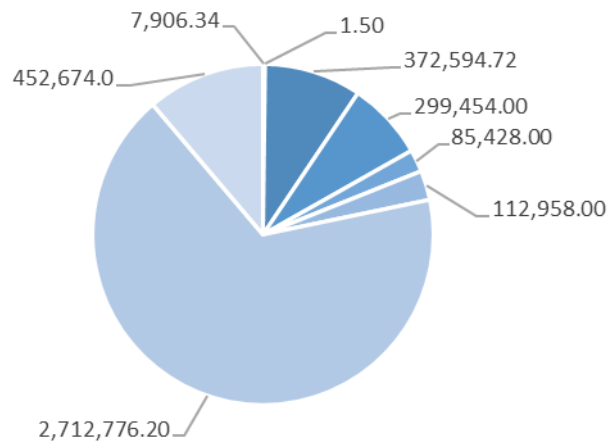
#### Popular Products (Trading Volume, in kg)

**Total: 15,079,602.76**


- ◆ Au Products: 4,043,792.76
- ◆ Ag (T+D): 9,929,184.00
- ◆ Others: 1,106,626.00

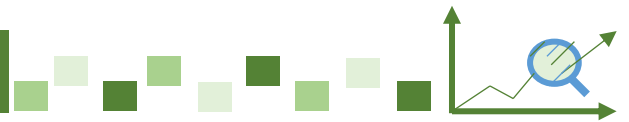


#### Popular Au Products Trading Volume (in kg)



- iAu9999
- PGC30g
- Au99.99
- Au(T+D)
- SHAU
- mAu(T+D)
- PAu99.99
- Others





## Trading Volume & Amount in Charts

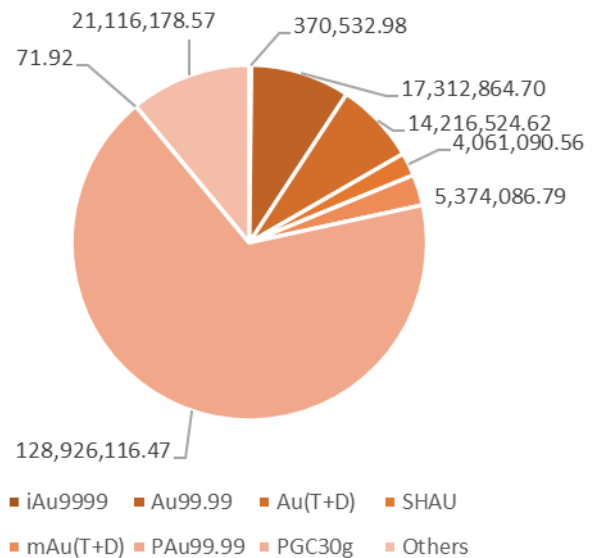
### AMOUNT

#### Popular Products (Trading Amount, in 10,000 RMB)

**Total: 198,113,878.22**

- ◆ Au Products: 191,377,466.61
- ◆ Ag (T+D): 5,959,369.82
- ◆ Others: 777,041.79


#### Popular Au Products Trading Amount (in 10,000 RMB)





## Trading Volume & Amount in Details


Trading Volume (in kg)							
Contract	Previous Month Daily Average	Present Month Daily Average	Previous Month accumulative total	Present Month accumulative total	Month-on -Month	Year-on -Year	Present Year accumulative total
Au99.95	115.64	52.19	2,544.00	1,096.00	-56.92%	-67.73%	29,266.00
Au99.99	11,678.71	17,742.61	256,931.58	372,594.72	45.02%	16.08%	3,135,666.72
Au100g	11.85	13.55	260.60	284.60	9.21%	-42.83%	3,607.40
Au995	0.00	0.00	0.00	0.00	-	-	0.00
PGC30g	0.11	0.07	2.46	1.50	-39.02%	-58.33%	25.80
iAu9999	410.85	376.49	9,038.80	7,906.34	-12.53%	78.65%	119,527.92
iAu100g	0.00	0.00	0.00	0.00	-	-	2.80
iAu995	0.00	0.00	0.00	0.00	-	-	0.00
Au(T+D)	11,265.36	14,259.71	247,838.00	299,454.00	20.83%	-0.33%	3,950,138.00
mAu(T+D)	3,655.04	5,378.95	80,410.80	112,958.00	40.48%	-26.89%	1,356,515.00
Au(T+N1)	0.15	0.00	3.20	0.00	-100.00%	-100.00%	6,038.80
Au(T+N2)	0.05	47.71	1.20	1,002.00	83400.00%	-52.97%	12,809.40
NYAuTN06	27.94	45.03	614.60	945.60	53.86%	-78.35%	13,614.40
NYAuTN12	78.31	40.84	1,722.80	857.60	-50.22%	-78.17%	21,506.80
PAu99.95	2,308.18	2,228.57	50,780.00	46,800.00	-7.84%	66.71%	707,446.00
PAu99.99	116,285.12	129,179.82	2,558,272.60	2,712,776.20	6.04%	90.43%	25,826,076.00
IPAu99.99	8,624.27	17,545.86	189,734.00	368,463.00	94.20%	44.06%	4,423,049.28
IPAu99.5	0.00	0.00	0.00	0.00	-	-	0.00
OAu99.99	2,330.96	1,547.87	51,281.20	32,505.20	-36.61%	-15.66%	544,364.00
LAu99.95	0.00	0.00	0.00	0.00	-	-	7,328.00
LAu99.99	636.36	0.00	14,000.00	0.00	-100.00%	-	53,000.00
CAu99.99	30.82	34.29	678.00	720.00	6.19%	-97.46%	92,030.00
SHAU	5,236.64	4,068.00	115,206.00	85,428.00	-25.85%	14.36%	1,228,936.00
Pt99.95	396.27	256.48	8,718.00	5,386.00	-38.22%	-18.67%	77,336.00
Ag99.99	1,771.36	750.00	38,970.00	15,750.00	-59.58%	26150.00%	187,710.00
Ag(T+D)	590,556.27	472,818.29	12,992,238.00	9,929,184.00	-23.58%	-39.36%	151,088,100.00
PAg99.99	31,628.18	6,057.14	695,820.00	127,200.00	-81.72%	-93.12%	7,152,480.00
OAg99.99	0.00	0.00	0.00	0.00	-	-	0.00
SHAG	50,610.00	45,632.86	1,113,420.00	958,290.00	-13.93%	38.05%	12,151,680.00
Au Products (in total)	162,696.36	192,561.56	3,579,319.84	4,043,792.76	12.98%	52.90%	41,530,948.32
Ag Products (in total)	674,565.82	525,258.29	14,840,448.00	11,030,424.00	-25.67%	-41.69%	170,579,970.00
Pt Products (in total)	396.27	256.48	8,718.00	5,386.00	-38.22%	-18.67%	77,336.00
<b>Total</b>	<b>837,658.45</b>	<b>718,076.32</b>	<b>18,428,485.84</b>	<b>15,079,602.76</b>	<b>-18.17%</b>	<b>-30.08%</b>	<b>212,188,254.32</b>

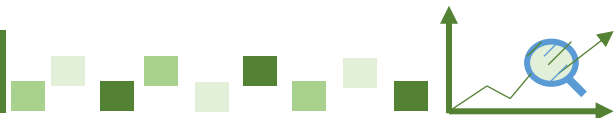




## Trading Volume & Amount in Details

Trading Amount (in 10,000 RMB)							
Contract	Previous Month Daily Average	Present Month Daily Average	Previous Month accumulative total	Present Month accumulative total	Month-on -Month	Year-on -Year	Present Year accumulative total
Au99.95	5,383.74	2,465.76	118,442.26	51,780.89	-56.28%	-62.10%	1,310,338.73
Au99.99	541,568.75	824,422.13	11,914,512.46	17,312,864.70	45.31%	34.67%	139,510,515.93
Au100g	558.99	645.23	12,297.70	13,549.91	10.18%	-33.00%	161,665.51
Au995	0.00	0.00	0.00	0.00	-	-	0.00
PGC30g	5.32	3.42	116.99	71.92	-38.53%	-49.05%	1,164.64
iAu9999	18,898.23	17,644.43	415,761.13	370,532.98	-10.88%	107.91%	5,275,597.20
iAu100g	0.00	0.00	0.00	0.00	-	-	110.71
iAu995	0.00	0.00	0.00	0.00	-	-	0.00
Au(T+D)	529,943.52	676,977.36	11,658,757.53	14,216,524.62	21.94%	16.55%	177,484,871.51
mAu(T+D)	171,966.72	255,908.89	3,783,267.95	5,374,086.79	42.05%	-14.32%	60,725,355.43
Au(T+N1)	6.82	0.00	150.00	0.00	-100.00%	-100.00%	251,034.25
Au(T+N2)	2.57	2,262.38	56.54	47,509.89	83928.81%	-45.84%	541,365.69
NYAuTN06	1,303.70	2,131.25	28,681.39	44,756.32	56.05%	-74.70%	592,543.28
NYAuTN12	3,612.10	1,907.83	79,466.20	40,064.49	-49.58%	-74.60%	953,560.00
PAu99.95	108,690.98	105,783.89	2,391,201.67	2,221,461.60	-7.10%	94.50%	31,903,071.16
PAu99.99	5,481,902.50	6,139,338.88	120,601,855.05	128,926,116.47	6.90%	122.91%	1,158,908,839.55
IPAu99.99	399,952.68	822,732.20	8,798,959.00	17,277,376.26	96.36%	66.69%	195,377,421.51
IPAu99.5	0.00	0.00	0.00	0.00	-	-	0.00
OAu99.99	101,055.74	65,968.10	2,223,226.22	1,385,330.20	-37.69%	-0.90%	21,798,267.46
LAu99.95	0.00	0.00	0.00	0.00	-	-	334,889.60
LAu99.99	30,327.27	0.00	667,200.00	0.00	-100.00%	-	2,340,540.00
CAu99.99	1,446.41	1,635.67	31,821.03	34,349.00	7.94%	-97.02%	4,154,899.60
SHAU	246,349.84	193,385.26	5,419,696.38	4,061,090.56	-25.07%	33.33%	55,022,044.65
Pt99.95	8,534.17	5,531.85	187,751.78	116,168.89	-38.13%	-21.68%	1,711,845.89
Ag99.99	1,040.62	450.61	22,893.54	9,462.72	-58.67%	29656.98%	106,850.60
Ag(T+D)	345,448.84	283,779.52	7,599,874.56	5,959,369.82	-21.59%	-30.25%	83,407,887.11
PAG99.99	18,404.06	3,617.48	404,889.32	75,967.15	-81.24%	-92.27%	3,917,851.60
OAg99.99	0.00	0.00	0.00	0.00	-	-	0.00
SHAG	29,631.82	27,402.05	651,900.13	575,443.04	-11.73%	57.44%	6,751,744.66
Au Products (in total)	7,642,975.89	9,113,212.70	168,145,469.50	191,377,466.61	13.82%	78.81%	1,856,648,096.41
Ag Products (in total)	394,525.34	315,249.65	8,679,557.55	6,620,242.73	-23.73%	-33.08%	94,184,333.96
Pt Products (in total)	8,534.17	5,531.85	187,751.78	116,168.89	-38.13%	-21.68%	1,711,845.89
Total	8,046,035.40	9,433,994.20	177,012,778.84	198,113,878.22	11.92%	69.23%	1,952,544,276.25





## Other Market Data

### Delivery Volume

Delivery Volume (in kg)		
	Gold	Silver
Delivery Volume (Present Month)	696,833.96	1,673,880.00
Trading Volume (Present Month)	882,528.36	10,903,224.00
Delivery Ratio (Present Month)	78.96%	15.35%
Delivery Volume (Accumulative Total)	7,166,591.24	28,009,740.00
Trading Volume (Accumulative Total)	9,877,655.04	163,427,490.00
Delivery Ratio (Accumulative Total)	72.55%	17.14%
Withdrawal Volume (Present Month)	164,543.93	124,965.00
Withdrawal Volume (Accumulative Total)	1,686,882.50	1,927,875.00