

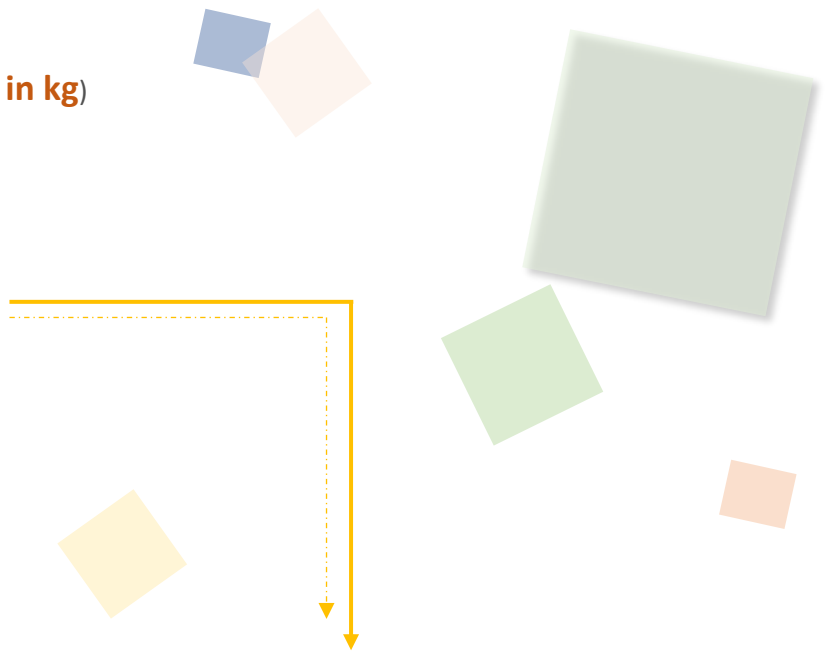
## Trading Volume & Amount in Charts

### ■ VOLUME

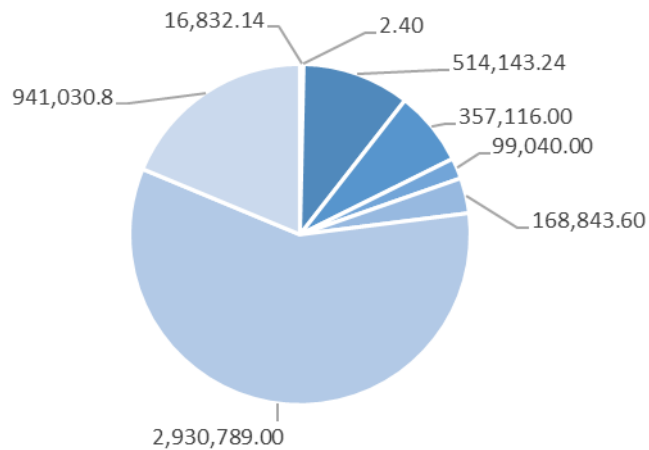
#### Popular Products (Trading Volume, in kg)

**Total: 17,390,905.18**

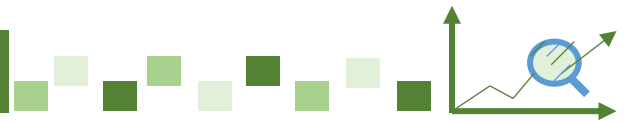
- ◆ Au Products: 5,027,797.18
- ◆ Ag (T+D): 10,145,290.00
- ◆ Others: 2,217,818.00



#### Popular Au Products Trading Volume (in kg)



- iAu9999
- PGC30g
- Au99.99
- Au(T+D)
- SHAU
- mAu(T+D)
- PAu99.99
- Others



## Trading Volume & Amount in Charts

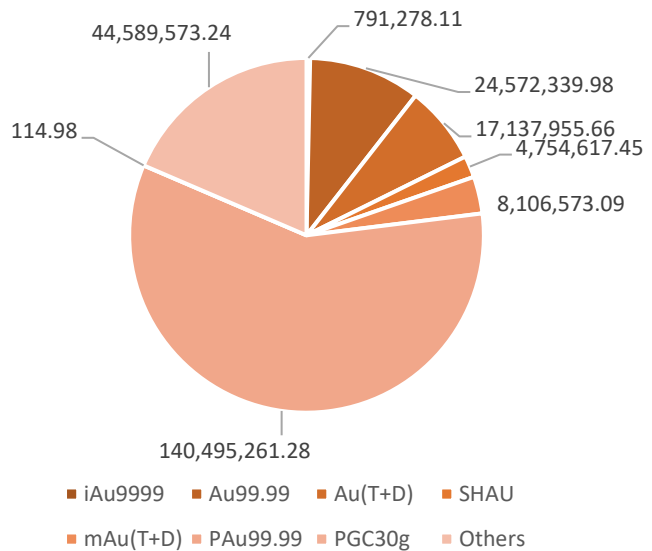
### AMOUNT

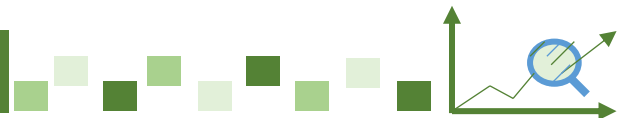
#### Popular Products (Trading Amount, in 10,000 RMB)

**Total: 247,820,342.49**

- ◆ Au Products: 240,447,713.79
- ◆ Ag (T+D): 5,984,537.44
- ◆ Others: 1,388,091.26


#### Popular Au Products Trading Amount (in 10,000 RMB)

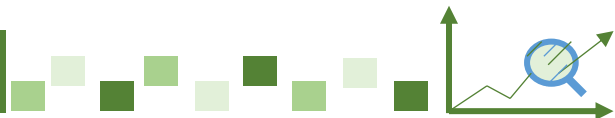




## Trading Volume & Amount in Details


Trading Volume (in kg)							
Contract	Previous Month Daily Average	Present Month Daily Average	Previous Month accumulative total	Present Month accumulative total	Month-on-Month	Year-on-Year	Present Year accumulative total
Au99.95	52.19	19.18	1,096.00	422.00	-61.50%	-77.04%	422.00
Au99.99	17,742.61	23,370.15	372,594.72	514,143.24	37.99%	78.61%	514,143.24
Au100g	13.55	11.94	284.60	262.60	-7.73%	1.08%	262.60
Au995	0.00	0.00	0.00	0.00	-	-	0.00
PGC30g	0.07	0.11	1.50	2.40	60.00%	-34.43%	2.40
iAu9999	376.49	765.10	7,906.34	16,832.14	112.89%	105.63%	16,832.14
iAu100g	0.00	0.00	0.00	0.00	-	-100.00%	0.00
iAu995	0.00	0.00	0.00	0.00	-	-	0.00
Au(T+D)	14,259.71	16,232.55	299,454.00	357,116.00	19.26%	65.14%	357,116.00
mAu(T+D)	5,378.95	7,674.71	112,958.00	168,843.60	49.47%	27.96%	168,843.60
Au(T+N1)	0.00	0.00	0.00	0.00	-	-100.00%	0.00
Au(T+N2)	47.71	0.00	1,002.00	0.00	-100.00%	-100.00%	0.00
NYAuTN06	45.03	2.18	945.60	48.00	-94.92%	-97.30%	48.00
NYAuTN12	40.84	3.37	857.60	74.20	-91.35%	-96.87%	74.20
PAu99.95	2,228.57	4,657.27	46,800.00	102,460.00	118.93%	47.52%	102,460.00
PAu99.99	129,179.82	133,217.68	2,712,776.20	2,930,789.00	8.04%	58.93%	2,930,789.00
IPAu99.99	17,545.86	35,064.73	368,463.00	771,424.00	109.36%	7.00%	771,424.00
IPAu99.5	0.00	0.00	0.00	0.00	-	-	0.00
OAU99.99	1,547.87	13.64	32,505.20	300.00	-99.08%	-99.61%	300.00
LAu99.95	0.00	0.00	0.00	0.00	-	-	0.00
LAu99.99	0.00	2,727.27	0.00	60,000.00	-	-	60,000.00
CAu99.99	34.29	274.55	720.00	6,040.00	738.89%	-	6,040.00
SHAU	4,068.00	4,501.82	85,428.00	99,040.00	15.93%	6.52%	99,040.00
Pt99.95	256.48	173.55	5,386.00	3,818.00	-29.11%	75.14%	3,818.00
Ag99.99	750.00	807.27	15,750.00	17,760.00	12.76%	572.73%	17,760.00
Ag(T+D)	472,818.29	461,149.55	9,929,184.00	10,145,290.00	2.18%	-0.86%	10,145,290.00
PAG99.99	6,057.14	50,552.73	127,200.00	1,112,160.00	774.34%	167.32%	1,112,160.00
OAG99.99	0.00	0.00	0.00	0.00	-	-	0.00
SHAG	45,632.86	49,276.36	958,290.00	1,084,080.00	13.13%	39.45%	1,084,080.00
Au Products (in total)	192,561.56	228,536.24	4,043,792.76	5,027,797.18	24.33%	44.76%	5,027,797.18
Ag Products (in total)	525,258.29	561,785.91	11,030,424.00	12,359,290.00	12.05%	8.14%	12,359,290.00
Pt Products (in total)	256.48	173.55	5,386.00	3,818.00	-29.11%	75.14%	3,818.00
<b>Total</b>	<b>718,076.32</b>	<b>790,495.69</b>	<b>15,079,602.76</b>	<b>17,390,905.18</b>	<b>15.33%</b>	<b>16.68%</b>	<b>17,390,905.18</b>

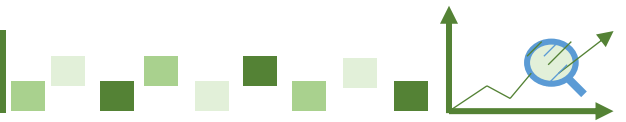




## Trading Volume & Amount in Details

Trading Amount (in 10,000 RMB)							
Contract	Previous Month Daily Average	Present Month Daily Average	Previous Month accumulative total	Present Month accumulative total	Month-on-Month	Year-on-Year	Present Year accumulative total
Au99.95	2,465.76	912.50	51,780.89	20,075.10	-61.23%	-73.64%	20,075.10
Au99.99	824,422.13	1,116,924.54	17,312,864.70	24,572,339.98	41.93%	107.22%	24,572,339.98
Au100g	645.23	575.57	13,549.91	12,662.44	-6.55%	17.27%	12,662.44
Au995	0.00	0.00	0.00	0.00	-	-	0.00
PGC30g	3.42	5.23	71.92	114.98	59.89%	-24.88%	114.98
iAu9999	17,644.43	35,967.19	370,532.98	791,278.11	113.55%	134.46%	791,278.11
iAu100g	0.00	0.00	0.00	0.00	-	-100.00%	0.00
iAu995	0.00	0.00	0.00	0.00	-	-	0.00
Au(T+D)	676,977.36	778,997.98	14,216,524.62	17,137,955.66	20.55%	90.96%	17,137,955.66
mAu(T+D)	255,908.89	368,480.60	5,374,086.79	8,106,573.09	50.85%	48.08%	8,106,573.09
Au(T+N1)	0.00	0.00	0.00	0.00	-	-100.00%	0.00
Au(T+N2)	2,262.38	0.00	47,509.89	0.00	-100.00%	-100.00%	0.00
NYAuTN06	2,131.25	103.67	44,756.32	2,280.71	-94.90%	-96.90%	2,280.71
NYAuTN12	1,907.83	162.19	40,064.49	3,568.23	-91.09%	-96.42%	3,568.23
PAu99.95	105,783.89	223,649.92	2,221,461.60	4,920,298.22	121.49%	70.50%	4,920,298.22
PAu99.99	6,139,338.88	6,386,148.24	128,926,116.47	140,495,261.28	8.97%	83.08%	140,495,261.28
IPAu99.99	822,732.20	1,656,960.41	17,277,376.26	36,453,128.94	110.99%	21.40%	36,453,128.94
IPAu99.5	0.00	0.00	0.00	0.00	-	-	0.00
OAu99.99	65,968.10	650.00	1,385,330.20	14,300.00	-98.97%	-99.50%	14,300.00
LAu99.95	0.00	0.00	0.00	0.00	-	-	0.00
LAu99.99	0.00	130,579.09	0.00	2,872,740.00	-	-	2,872,740.00
CAu99.99	1,635.67	13,205.44	34,349.00	290,519.61	745.79%	-	290,519.61
SHAU	193,385.26	216,118.97	4,061,090.56	4,754,617.45	17.08%	23.07%	4,754,617.45
Pt99.95	5,531.85	3,803.71	116,168.89	83,681.70	-27.97%	66.08%	83,681.70
Ag99.99	450.61	479.77	9,462.72	10,554.85	11.54%	665.54%	10,554.85
Ag(T+D)	283,779.52	272,024.43	5,959,369.82	5,984,537.44	0.42%	11.75%	5,984,537.44
PAg99.99	3,617.48	29,713.90	75,967.15	653,705.85	760.51%	201.91%	653,705.85
OAg99.99	0.00	0.00	0.00	0.00	-	-	0.00
SHAG	27,402.05	29,097.68	575,443.04	640,148.85	11.24%	57.53%	640,148.85
Au Products (in total)	9,113,212.70	10,929,441.54	191,377,466.61	240,447,713.79	25.64%	66.97%	240,447,713.79
Ag Products (in total)	315,249.65	331,315.77	6,620,242.73	7,288,946.99	10.10%	21.89%	7,288,946.99
Pt Products (in total)	5,531.85	3,803.71	116,168.89	83,681.70	-27.97%	66.08%	83,681.70
Total	9,433,994.20	11,264,561.02	198,113,878.22	247,820,342.49	25.09%	65.17%	247,820,342.49





## Other Market Data

### Delivery Volume

Delivery Volume (in kg)		
	Gold	Silver
Delivery Volume (Present Month)	931,188.18	3,308,970.00
Trading Volume (Present Month)	1,156,784.18	11,247,130.00
Delivery Ratio (Present Month)	80.50%	29.42%
Delivery Volume (Accumulative Total)	931,188.18	3,308,970.00
Trading Volume (Accumulative Total)	1,156,784.18	11,247,130.00
Delivery Ratio (Accumulative Total)	80.50%	29.42%
Withdrawal Volume (Present Month)	271,001.08	216,090.00
Withdrawal Volume (Accumulative Total)	271,001.08	216,090.00