

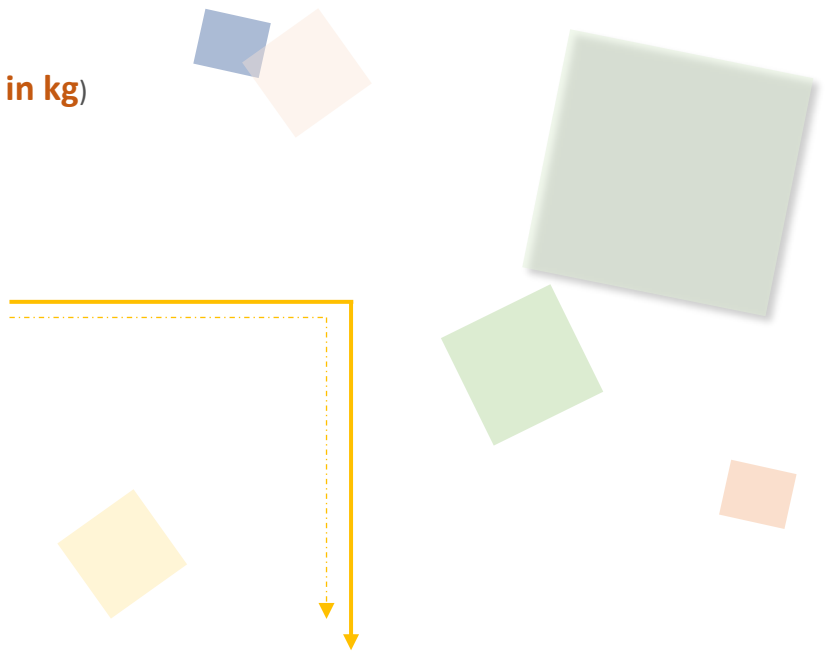
## Trading Volume & Amount in Charts

### ■ VOLUME

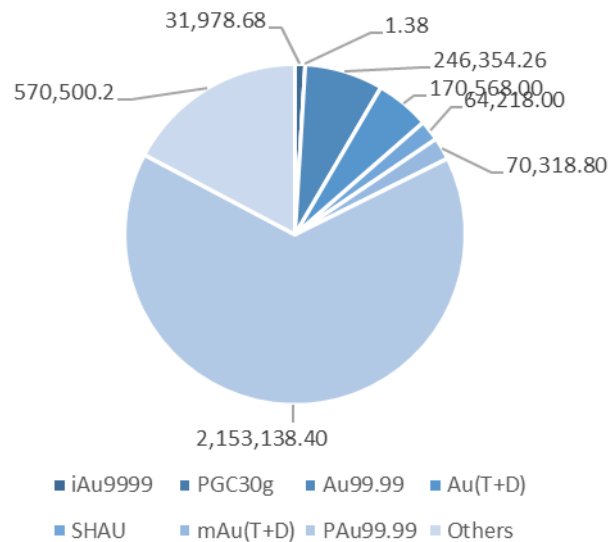
#### Popular Products (Trading Volume, in kg)

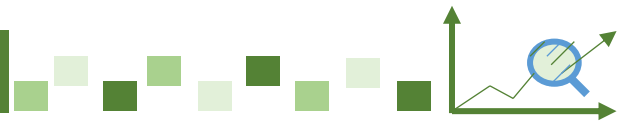
**Total: 10,212,119.74**

- ◆ Au Products: 3,307,077.74
- ◆ Ag (T+D): 5,860,990.00
- ◆ Others: 1,044,052.00



#### Popular Au Products Trading Volume (in kg)





## Trading Volume & Amount in Charts

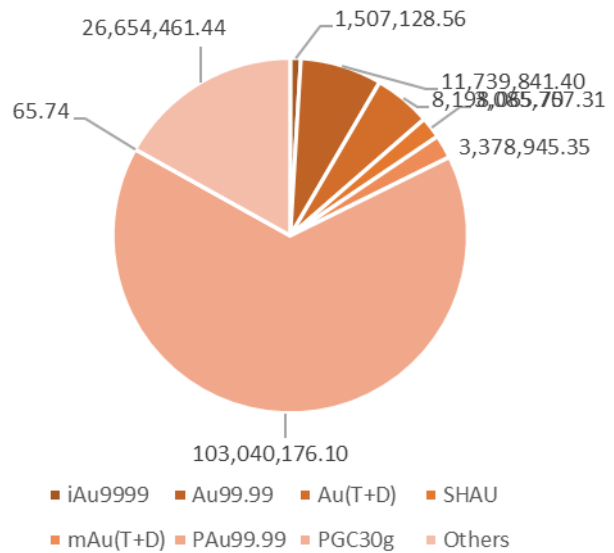
### AMOUNT

#### Popular Products (Trading Amount, in 10,000 RMB)

**Total: 161,819,894.39**

- ◆ Au Products: 157,604,441.60
- ◆ Ag (T+D): 3,453,716.99
- ◆ Others: 761,735.80


#### Popular Au Products Trading Amount (in 10,000 RMB)





## Trading Volume & Amount in Details


Trading Volume (in kg)							
Contract	Previous Month Daily Average	Present Month Daily Average	Previous Month accumulative total	Present Month accumulative total	Month-on -Month	Year-on -Year	Present Year accumulative total
Au99.95	19.18	16.13	422.00	258.00	-38.86%	-69.43%	680.00
Au99.99	23,370.15	15,397.14	514,143.24	246,354.26	-52.08%	-4.95%	760,497.50
Au100g	11.94	7.50	262.60	120.00	-54.30%	-66.42%	382.60
Au995	0.00	0.00	0.00	0.00	-	-	0.00
PGC30g	0.11	0.09	2.40	1.38	-42.50%	-17.86%	3.78
iAu9999	765.10	1,998.67	16,832.14	31,978.68	89.99%	107.37%	48,810.82
iAu100g	0.00	0.00	0.00	0.00	-	-	0.00
iAu995	0.00	0.00	0.00	0.00	-	-	0.00
Au(T+D)	16,232.55	10,660.50	357,116.00	170,568.00	-52.24%	-45.79%	527,684.00
mAu(T+D)	7,674.71	4,394.93	168,843.60	70,318.80	-58.35%	-50.23%	239,162.40
Au(T+N1)	0.00	0.00	0.00	0.00	-	-100.00%	0.00
Au(T+N2)	0.00	0.00	0.00	0.00	-	-	0.00
NYAuTN06	2.18	1.44	48.00	23.00	-52.08%	-99.16%	71.00
NYAuTN12	3.37	0.01	74.20	0.20	-99.73%	-99.99%	74.40
PAu99.95	4,657.27	2,245.13	102,460.00	35,922.00	-64.94%	9.93%	138,382.00
PAu99.99	133,217.68	134,571.15	2,930,789.00	2,153,138.40	-26.53%	-16.24%	5,083,927.40
IPAu99.99	35,064.73	28,201.19	771,424.00	451,219.02	-41.51%	13.85%	1,222,643.02
IPAu99.5	0.00	0.00	0.00	0.00	-	-	0.00
OAU99.99	13.64	4,866.13	300.00	77,858.00	25852.67%	-17.94%	78,158.00
LAu99.95	0.00	0.00	0.00	0.00	-	-	0.00
LAu99.99	2,727.27	312.50	60,000.00	5,000.00	-91.67%	-80.77%	65,000.00
CAu99.99	274.55	6.25	6,040.00	100.00	-98.34%	-98.69%	6,140.00
SHAU	4,501.82	4,013.63	99,040.00	64,218.00	-35.16%	-47.59%	163,258.00
Pt99.95	173.55	438.25	3,818.00	7,012.00	83.66%	3.39%	10,830.00
Ag99.99	807.27	425.63	17,760.00	6,810.00	-61.66%	-31.00%	24,570.00
Ag(T+D)	461,149.55	366,311.88	10,145,290.00	5,860,990.00	-42.23%	-62.58%	16,006,280.00
PAG99.99	50,552.73	23,332.50	1,112,160.00	373,320.00	-66.43%	-9.42%	1,485,480.00
OAG99.99	0.00	0.00	0.00	0.00	-	-	0.00
SHAG	49,276.36	41,056.88	1,084,080.00	656,910.00	-39.40%	-35.83%	1,740,990.00
Au Products (in total)	228,536.24	206,692.36	5,027,797.18	3,307,077.74	-34.22%	-17.08%	8,334,874.92
Ag Products (in total)	561,785.91	431,126.88	12,359,290.00	6,898,030.00	-44.19%	-59.68%	19,257,320.00
Pt Products (in total)	173.55	438.25	3,818.00	7,012.00	83.66%	3.39%	10,830.00
<b>Total</b>	<b>790,495.69</b>	<b>638,257.48</b>	<b>17,390,905.18</b>	<b>10,212,119.74</b>	<b>-41.28%</b>	<b>-51.61%</b>	<b>27,603,024.92</b>





## Trading Volume & Amount in Details

Trading Amount (in 10,000 RMB)							
Contract	Previous Month Daily Average	Present Month Daily Average	Previous Month accumulative total	Present Month accumulative total	Month-on-Month	Year-on-Year	Present Year accumulative total
Au99.95	912.50	775.33	20,075.10	12,405.24	-38.21%	-64.59%	32,480.34
Au99.99	1,116,924.54	733,740.09	24,572,339.98	11,739,841.40	-52.22%	10.10%	36,312,181.38
Au100g	575.57	361.66	12,662.44	5,786.60	-54.30%	-60.96%	18,449.05
Au995	0.00	0.00	0.00	0.00	-	-	0.00
PGC30g	5.23	4.11	114.98	65.74	-42.82%	-7.14%	180.73
iAu9999	35,967.19	94,195.53	791,278.11	1,507,128.56	90.47%	139.14%	2,298,406.66
iAu100g	0.00	0.00	0.00	0.00	-	-	0.00
iAu995	0.00	0.00	0.00	0.00	-	-	0.00
Au(T+D)	778,997.98	512,379.11	17,137,955.66	8,198,065.70	-52.16%	-37.05%	25,336,021.35
mAu(T+D)	368,480.60	211,184.08	8,106,573.09	3,378,945.35	-58.32%	-42.26%	11,485,518.44
Au(T+N1)	0.00	0.00	0.00	0.00	-	-100.00%	0.00
Au(T+N2)	0.00	0.00	0.00	0.00	-	-	0.00
NYAuTN06	103.67	68.03	2,280.71	1,088.54	-52.27%	-99.04%	3,369.25
NYAuTN12	162.19	0.60	3,568.23	9.66	-99.73%	-99.99%	3,577.89
PAu99.95	223,649.92	107,918.51	4,920,298.22	1,726,696.10	-64.91%	27.57%	6,646,994.32
PAu99.99	6,386,148.24	6,440,011.01	140,495,261.28	103,040,176.10	-26.66%	-3.49%	243,535,437.38
IPAu99.99	1,656,960.41	1,335,332.33	36,453,128.94	21,365,317.30	-41.39%	30.76%	57,818,446.24
IPAu99.5	0.00	0.00	0.00	0.00	-	-	0.00
OAu99.99	650.00	206,159.83	14,300.00	3,298,557.20	22966.83%	-6.55%	3,312,857.20
LAu99.95	0.00	0.00	0.00	0.00	-	-	0.00
LAu99.99	130,579.09	14,987.50	2,872,740.00	239,800.00	-91.65%	-77.64%	3,112,540.00
CAu99.99	13,205.44	300.05	290,519.61	4,800.80	-98.35%	-98.48%	295,320.41
SHAU	216,118.97	192,859.83	4,754,617.45	3,085,757.31	-35.10%	-39.20%	7,840,374.76
Pt99.95	3,803.71	9,370.94	83,681.70	149,935.05	79.17%	2.38%	233,616.75
Ag99.99	479.77	252.51	10,554.85	4,040.10	-61.72%	-20.19%	14,594.95
Ag(T+D)	272,024.43	215,857.31	5,984,537.44	3,453,716.99	-42.29%	-55.66%	9,438,254.43
PAg99.99	29,713.90	13,781.96	653,705.85	220,511.37	-66.27%	7.94%	874,217.22
OAg99.99	0.00	0.00	0.00	0.00	-	-	0.00
SHAG	29,097.68	24,203.08	640,148.85	387,249.27	-39.51%	-23.88%	1,027,398.13
Au Products (in total)	10,929,441.54	9,850,277.60	240,447,713.79	157,604,441.60	-34.45%	-4.42%	398,052,155.40
Ag Products (in total)	331,315.77	254,094.86	7,288,946.99	4,065,517.74	-44.22%	-52.21%	11,354,464.73
Pt Products (in total)	3,803.71	9,370.94	83,681.70	149,935.05	79.17%	2.38%	233,616.75
<b>Total</b>	<b>11,264,561.02</b>	<b>10,113,743.40</b>	<b>247,820,342.49</b>	<b>161,819,894.39</b>	<b>-34.70%</b>	<b>-6.76%</b>	<b>409,640,236.87</b>





## Other Market Data

### Delivery Volume

Delivery Volume (in kg)		
	Gold	Silver
Delivery Volume (Present Month)	520,772.12	1,507,800.00
Trading Volume (Present Month)	583,840.32	6,524,710.00
Delivery Ratio (Present Month)	89.20%	23.11%
Delivery Volume (Accumulative Total)	1,451,960.30	4,816,770.00
Trading Volume (Accumulative Total)	1,740,624.50	17,771,840.00
Delivery Ratio (Accumulative Total)	83.42%	27.10%
Withdrawal Volume (Present Month)	126,863.20	43,290.00
Withdrawal Volume (Accumulative Total)	397,864.28	259,380.00