

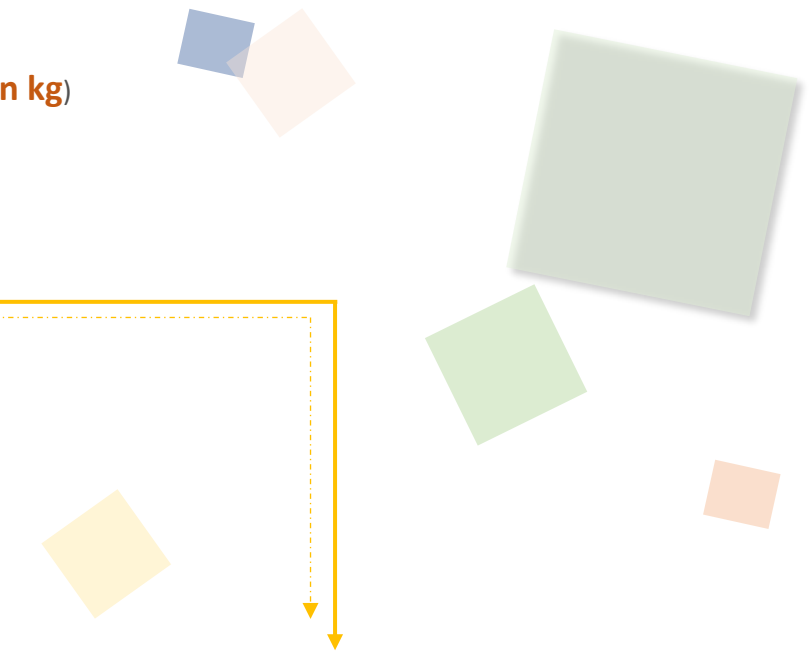
Trading Volume & Amount in Charts

■ VOLUME

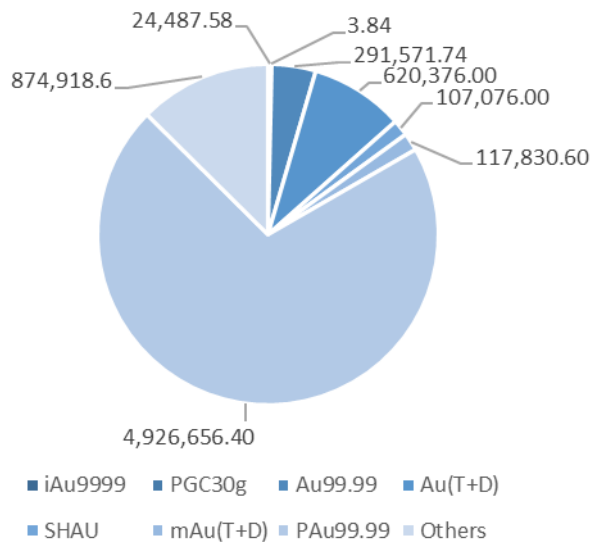
Popular Products (Trading Volume, in kg)

Total: 22,955,344.76

- ◆ Au Products: 6,962,920.76
- ◆ Ag (T+D): 14,011,626.00
- ◆ Others: 1,980,798.00



Popular Au Products Trading Volume (in kg)





Trading Volume & Amount in Charts

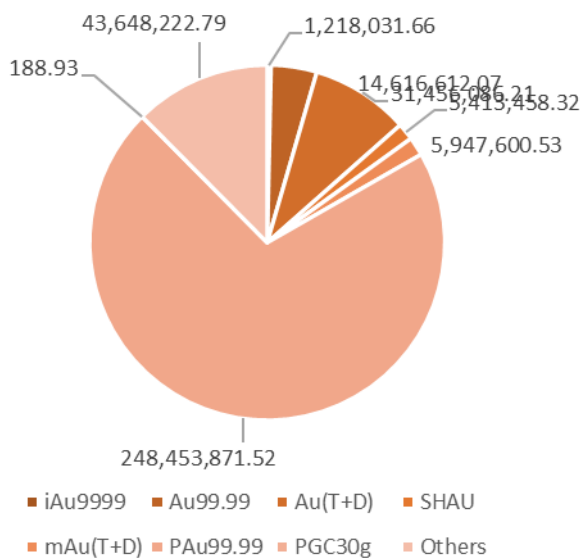
AMOUNT

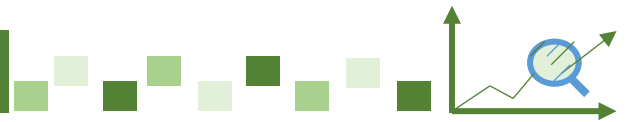
Popular Products (Trading Amount, in 10,000 RMB)

Total: 360,827,623.66

- ◆ Au Products: 350,754,072.04
- ◆ Ag (T+D): 8,757,974.76
- ◆ Others: 1,315,576.86


Popular Au Products Trading Amount (in 10,000 RMB)

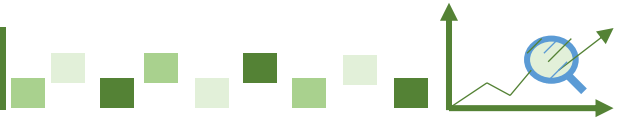




Trading Volume & Amount in Details

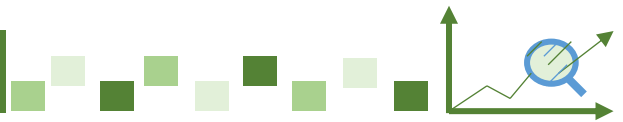
Trading Volume (in kg)							
Contract	Previous Month Daily Average	Present Month Daily Average	Previous Month accumulative total	Present Month accumulative total	Month-on -Month	Year-on -Year	Present Year accumulative total
Au99.95	16.13	25.05	258.00	526.00	103.88%	-77.31%	1,206.00
Au99.99	15,397.14	13,884.37	246,354.26	291,571.74	18.35%	-3.99%	1,052,069.24
Au100g	7.50	13.64	120.00	286.40	138.67%	-40.23%	669.00
Au995	0.00	0.00	0.00	0.00	-	-	0.00
PGC30g	0.09	0.18	1.38	3.84	178.26%	28.00%	7.62
iAu9999	1,998.67	1,166.08	31,978.68	24,487.58	-23.43%	128.70%	73,298.40
iAu100g	0.00	0.00	0.00	0.00	-	-	0.00
iAu995	0.00	0.00	0.00	0.00	-	-	0.00
Au(T+D)	10,660.50	29,541.71	170,568.00	620,376.00	263.71%	57.39%	1,148,060.00
mAu(T+D)	4,394.93	5,610.98	70,318.80	117,830.60	67.57%	-13.67%	356,993.00
Au(T+N1)	0.00	0.00	0.00	0.00	-	-100.00%	0.00
Au(T+N2)	0.00	0.00	0.00	0.00	-	-100.00%	0.00
NYAuTN06	1.44	2.40	23.00	50.40	119.13%	-98.38%	121.40
NYAuTN12	0.01	2.07	0.20	43.40	21600.00%	-97.81%	117.80
PAu99.95	2,245.13	2,717.52	35,922.00	57,068.00	58.87%	13.31%	195,450.00
PAu99.99	134,571.15	234,602.69	2,153,138.40	4,926,656.40	128.81%	89.91%	10,010,583.80
IPAu99.99	28,201.19	36,081.05	451,219.02	757,702.00	67.92%	86.68%	1,980,345.02
IPAu99.5	0.00	0.00	0.00	0.00	-	-	0.00
OAU99.99	4,866.13	2,801.16	77,858.00	58,824.40	-24.45%	-4.66%	136,982.40
LAu99.95	0.00	0.00	0.00	0.00	-	-	0.00
LAu99.99	312.50	0.00	5,000.00	0.00	-100.00%	-100.00%	65,000.00
CAu99.99	6.25	19.90	100.00	418.00	318.00%	-82.87%	6,558.00
SHAU	4,013.63	5,098.86	64,218.00	107,076.00	66.74%	-19.93%	270,334.00
Pt99.95	438.25	168.00	7,012.00	3,528.00	-49.69%	-45.34%	14,358.00
Ag99.99	425.63	510.00	6,810.00	10,710.00	57.27%	-29.86%	35,280.00
Ag(T+D)	366,311.88	667,220.29	5,860,990.00	14,011,626.00	139.07%	-20.46%	30,017,906.00
PAG99.99	23,332.50	42,908.57	373,320.00	901,080.00	141.37%	-50.69%	2,386,560.00
OAG99.99	0.00	0.00	0.00	0.00	-	-	0.00
SHAG	41,056.88	50,737.14	656,910.00	1,065,480.00	62.20%	-10.82%	2,806,470.00
Au Products (in total)	206,692.36	331,567.66	3,307,077.74	6,962,920.76	110.55%	69.73%	15,297,795.68
Ag Products (in total)	431,126.88	761,376.00	6,898,030.00	15,988,896.00	131.79%	-22.58%	35,246,216.00
Pt Products (in total)	438.25	168.00	7,012.00	3,528.00	-49.69%	-45.34%	14,358.00
Total	638,257.48	1,093,111.66	10,212,119.74	22,955,344.76	124.79%	-7.30%	50,558,369.68





Trading Volume & Amount in Details

Trading Amount (in 10,000 RMB)							
Contract	Previous Month Daily Average	Present Month Daily Average	Previous Month accumulative total	Present Month accumulative total	Month-on-Month	Year-on-Year	Present Year accumulative total
Au99.95	775.33	1,250.00	12,405.24	26,249.98	111.60%	-73.20%	58,730.33
Au99.99	733,740.09	696,029.15	11,739,841.40	14,616,612.07	24.50%	12.89%	50,928,793.45
Au100g	361.66	691.85	5,786.60	14,528.91	151.08%	-29.49%	32,977.95
Au995	0.00	0.00	0.00	0.00	-	-	0.00
PGC30g	4.11	9.00	65.74	188.93	187.38%	44.01%	369.66
iAu9999	94,195.53	58,001.51	1,507,128.56	1,218,031.66	-19.18%	164.90%	3,516,438.32
iAu100g	0.00	0.00	0.00	0.00	-	-	0.00
iAu995	0.00	0.00	0.00	0.00	-	-	0.00
Au(T+D)	512,379.11	1,497,908.87	8,198,065.70	31,456,086.21	283.70%	85.78%	56,792,107.56
mAu(T+D)	211,184.08	283,219.07	3,378,945.35	5,947,600.53	76.02%	1.60%	17,433,118.97
Au(T+N1)	0.00	0.00	0.00	0.00	-	-100.00%	0.00
Au(T+N2)	0.00	0.00	0.00	0.00	-	-100.00%	0.00
NYAuTN06	68.03	118.69	1,088.54	2,492.58	128.98%	-98.12%	5,861.83
NYAuTN12	0.60	104.81	9.66	2,200.95	22684.12%	-97.40%	5,778.83
PAu99.95	107,918.51	137,784.12	1,726,696.10	2,893,466.54	67.57%	33.85%	9,540,460.86
PAu99.99	6,440,011.01	11,831,136.74	103,040,176.10	248,453,871.52	141.12%	124.15%	491,989,308.90
IPAu99.99	1,335,332.33	1,812,576.22	21,365,317.30	38,064,100.69	78.16%	120.60%	95,882,546.93
IPAu99.5	0.00	0.00	0.00	0.00	-	-	0.00
OAu99.99	206,159.83	124,956.92	3,298,557.20	2,624,095.22	-20.45%	10.05%	5,936,952.42
LAu99.95	0.00	0.00	0.00	0.00	-	-	0.00
LAu99.99	14,987.50	0.00	239,800.00	0.00	-100.00%	-100.00%	3,112,540.00
CAu99.99	300.05	1,004.19	4,800.80	21,087.93	339.26%	-79.32%	316,408.34
SHAU	192,859.83	257,783.73	3,085,757.31	5,413,458.32	75.43%	-5.33%	13,253,833.08
Pt99.95	9,370.94	3,599.87	149,935.05	75,597.27	-49.58%	-46.68%	309,214.02
Ag99.99	252.51	324.89	4,040.10	6,822.63	68.87%	-11.89%	21,417.58
Ag(T+D)	215,857.31	417,046.42	3,453,716.99	8,757,974.76	153.58%	-1.13%	18,196,229.20
PAg99.99	13,781.96	27,043.03	220,511.37	567,903.53	157.54%	-39.25%	1,442,120.75
OAg99.99	0.00	0.00	0.00	0.00	-	-	0.00
SHAG	24,203.08	31,678.73	387,249.27	665,253.43	71.79%	10.99%	1,692,651.56
Au Products (in total)	9,850,277.60	16,702,574.86	157,604,441.60	350,754,072.04	122.55%	100.39%	748,806,227.43
Ag Products (in total)	254,094.86	476,093.06	4,065,517.74	9,997,954.35	145.92%	-3.87%	21,352,419.08
Pt Products (in total)	9,370.94	3,599.87	149,935.05	75,597.27	-49.58%	-46.68%	309,214.02
Total	10,113,743.40	17,182,267.79	161,819,894.39	360,827,623.66	122.98%	94.43%	770,467,860.53



Other Market Data

Delivery Volume

Delivery Volume (in kg)		
	Gold	Silver
Delivery Volume (Present Month)	746,645.56	2,174,640.00
Trading Volume (Present Month)	1,162,251.96	15,087,816.00
Delivery Ratio (Present Month)	64.24%	14.41%
Delivery Volume (Accumulative Total)	2,198,605.86	6,991,410.00
Trading Volume (Accumulative Total)	2,902,876.46	32,859,656.00
Delivery Ratio (Accumulative Total)	75.74%	21.28%
Withdrawal Volume (Present Month)	124,376.16	58,425.00
Withdrawal Volume (Accumulative Total)	522,240.44	317,805.00