

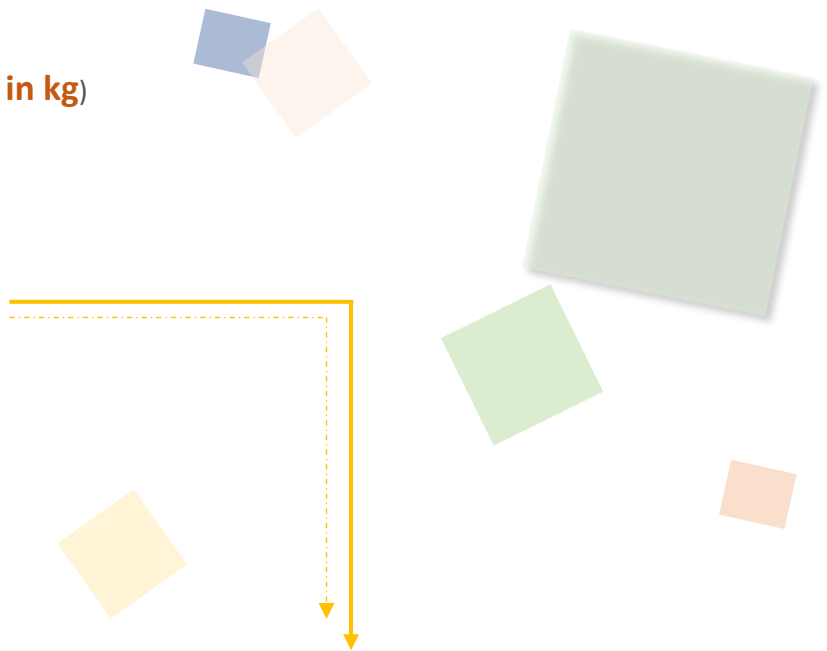
Trading Volume & Amount in Charts

■ VOLUME

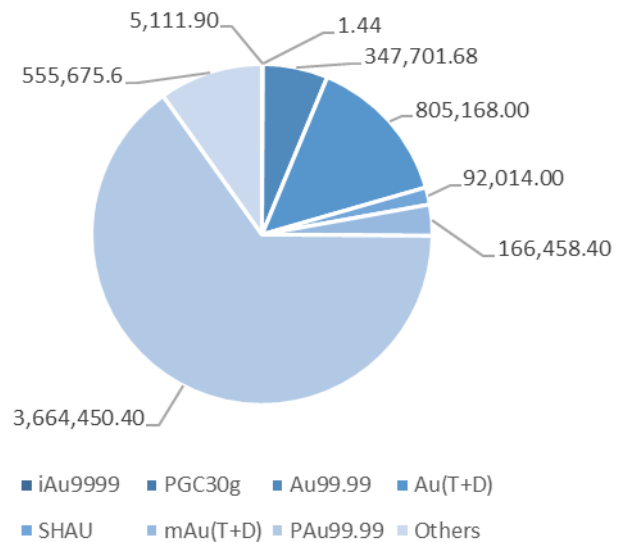
Popular Products (Trading Volume, in kg)

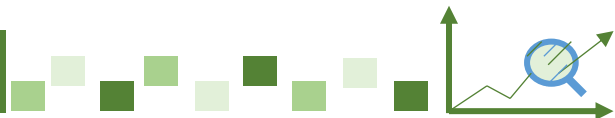
Total: 26,892,281.42

- ◆ Au Products: 5,636,581.42
- ◆ Ag (T+D): 19,801,132.00
- ◆ Others: 1,454,568.00



Popular Au Products Trading Volume (in kg)





Trading Volume & Amount in Charts

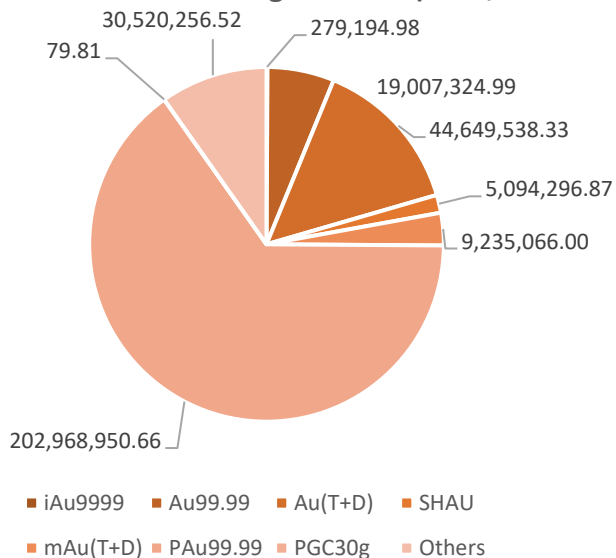
AMOUNT

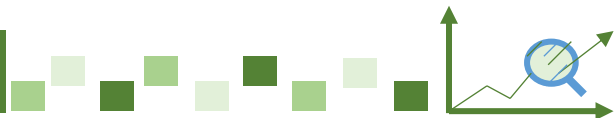
Popular Products (Trading Amount, in 10,000 RMB)

Total: 327,190,862.28

- ◆ Au Products: 311,754,708.16
- ◆ Ag (T+D): 14,152,437.51
- ◆ Others: 1,283,716.61


Popular Au Products Trading Amount (in 10,000 RMB)





Trading Volume & Amount in Details


Trading Volume (in kg)							
Contract	Previous Month Daily Average	Present Month Daily Average	Previous Month accumulative total	Present Month accumulative total	Month-on -Month	Year-on -Year	Present Year accumulative total
Au99.95	25.05	41.30	526.00	826.00	57.03%	49.64%	2,032.00
Au99.99	13,884.37	17,385.08	291,571.74	347,701.68	19.25%	34.29%	1,399,770.92
Au100g	13.64	14.22	286.40	284.40	-0.70%	-20.34%	953.40
Au995	0.00	0.00	0.00	0.00	-	-	0.00
PGC30g	0.18	0.07	3.84	1.44	-62.50%	-7.69%	9.06
iAu9999	1,166.08	255.60	24,487.58	5,111.90	-79.12%	-39.36%	78,410.30
iAu100g	0.00	0.00	0.00	0.00	-	-	0.00
iAu995	0.00	0.00	0.00	0.00	-	-	0.00
Au(T+D)	29,541.71	40,258.40	620,376.00	805,168.00	29.79%	140.87%	1,953,228.00
mAu(T+D)	5,610.98	8,322.92	117,830.60	166,458.40	41.27%	64.00%	523,451.40
Au(T+N1)	0.00	0.00	0.00	0.00	-	-100.00%	0.00
Au(T+N2)	0.00	0.00	0.00	0.00	-	-100.00%	0.00
NYAuTN06	2.40	0.43	50.40	8.60	-82.94%	-99.26%	130.00
NYAuTN12	2.07	0.43	43.40	8.60	-80.18%	-99.01%	126.40
PAu99.95	2,717.52	2,300.00	57,068.00	46,000.00	-19.39%	43.34%	241,450.00
PAu99.99	234,602.69	183,222.52	4,926,656.40	3,664,450.40	-25.62%	85.10%	13,675,034.20
IPAu99.99	36,081.05	24,448.20	757,702.00	488,964.00	-35.47%	83.42%	2,469,309.02
IPAu99.5	0.00	0.00	0.00	0.00	-	-	0.00
OAU99.99	2,801.16	33.00	58,824.40	660.00	-98.88%	-98.09%	137,642.40
LAu99.95	0.00	0.00	0.00	0.00	-	-	0.00
LAu99.99	0.00	75.00	0.00	1,500.00	-	-	66,500.00
CAu99.99	19.90	871.20	418.00	17,424.00	4068.42%	32.00%	23,982.00
SHAU	5,098.86	4,600.70	107,076.00	92,014.00	-14.07%	-5.09%	362,348.00
Pt99.95	168.00	570.90	3,528.00	11,418.00	223.64%	487.95%	25,776.00
Ag99.99	510.00	571.50	10,710.00	11,430.00	6.72%	-42.53%	46,710.00
Ag(T+D)	667,220.29	990,056.60	14,011,626.00	19,801,132.00	41.32%	52.63%	49,819,038.00
PAG99.99	42,908.57	26,043.00	901,080.00	520,860.00	-42.20%	12.27%	2,907,420.00
OAg99.99	0.00	0.00	0.00	0.00	-	-	0.00
SHAG	50,737.14	45,543.00	1,065,480.00	910,860.00	-14.51%	-4.18%	3,717,330.00
Au Products (in total)	331,567.66	281,829.07	6,962,920.76	5,636,581.42	-19.05%	80.12%	20,934,377.10
Ag Products (in total)	761,376.00	1,062,214.10	15,988,896.00	21,244,282.00	32.87%	47.45%	56,490,498.00
Pt Products (in total)	168.00	570.90	3,528.00	11,418.00	223.64%	487.95%	25,776.00
Total	1,093,111.66	1,344,614.07	22,955,344.76	26,892,281.42	17.15%	53.33%	77,450,651.10





Trading Volume & Amount in Details

Trading Amount (in 10,000 RMB)							
Contract	Previous Month Daily Average	Present Month Daily Average	Previous Month accumulative total	Present Month accumulative total	Month-on -Month	Year-on -Year	Present Year accumulative total
Au99.95	1,250.00	2,283.84	26,249.98	45,676.86	74.01%	86.34%	104,407.18
Au99.99	696,029.15	950,366.25	14,616,612.07	19,007,324.99	30.04%	67.40%	69,936,118.45
Au100g	691.85	787.35	14,528.91	15,746.95	8.38%	-0.84%	48,724.90
Au995	0.00	0.00	0.00	0.00	-	-	0.00
PGC30g	9.00	3.99	188.93	79.81	-57.76%	13.94%	449.47
iAu9999	58,001.51	13,959.75	1,218,031.66	279,194.98	-77.08%	-25.01%	3,795,633.30
iAu100g	0.00	0.00	0.00	0.00	-	-	0.00
iAu995	0.00	0.00	0.00	0.00	-	-	0.00
Au(T+D)	1,497,908.87	2,232,476.92	31,456,086.21	44,649,538.33	41.94%	200.68%	101,441,645.89
mAu(T+D)	283,219.07	461,753.30	5,947,600.53	9,235,066.00	55.27%	104.87%	26,668,184.97
Au(T+N1)	0.00	0.00	0.00	0.00	-	-100.00%	0.00
Au(T+N2)	0.00	0.00	0.00	0.00	-	-100.00%	0.00
NYAuTN06	118.69	23.23	2,492.58	464.62	-81.36%	-99.10%	6,326.44
NYAuTN12	104.81	22.97	2,200.95	459.34	-79.13%	-98.81%	6,238.17
PAu99.95	137,784.12	127,870.27	2,893,466.54	2,557,405.30	-11.61%	79.74%	12,097,866.16
PAu99.99	11,831,136.74	10,148,447.53	248,453,871.52	202,968,950.66	-18.31%	130.86%	694,958,259.56
IPAu99.99	1,812,576.22	1,339,696.07	38,064,100.69	26,793,921.40	-29.61%	126.71%	122,676,468.34
IPAu99.5	0.00	0.00	0.00	0.00	-	-	0.00
OAu99.99	124,956.92	1,854.00	2,624,095.22	37,080.00	-98.59%	-97.27%	5,974,032.42
LAu99.95	0.00	0.00	0.00	0.00	-	-	0.00
LAu99.99	0.00	4,071.75	0.00	81,435.00	-	-	3,193,975.00
CAu99.99	1,004.19	49,403.35	21,087.93	988,067.06	4585.46%	68.68%	1,304,475.39
SHAU	257,783.73	254,714.84	5,413,458.32	5,094,296.87	-5.90%	18.35%	18,348,129.95
Pt99.95	3,599.87	12,578.23	75,597.27	251,564.57	232.77%	476.30%	560,778.59
Ag99.99	324.89	411.33	6,822.63	8,226.70	20.58%	-26.40%	29,644.27
Ag(T+D)	417,046.42	707,621.88	8,757,974.76	14,152,437.51	61.59%	95.83%	32,348,666.71
PAG99.99	27,043.03	18,822.37	567,903.53	376,447.41	-33.71%	46.59%	1,818,568.16
OAg99.99	0.00	0.00	0.00	0.00	-	-	0.00
SHAG	31,678.73	32,373.90	665,253.43	647,477.93	-2.67%	22.18%	2,340,129.49
Au Products (in total)	16,702,574.86	15,587,735.41	350,754,072.04	311,754,708.16	-11.12%	124.88%	1,060,560,935.59
Ag Products (in total)	476,093.06	759,229.48	9,997,954.35	15,184,589.55	51.88%	89.22%	36,537,008.63
Pt Products (in total)	3,599.87	12,578.23	75,597.27	251,564.57	232.77%	476.30%	560,778.59
Total	17,182,267.79	16,359,543.11	360,827,623.66	327,190,862.28	-9.32%	123.04%	1,097,658,722.81





Other Market Data

Delivery Volume

Delivery Volume (in kg)		
	Gold	Silver
Delivery Volume (Present Month)	842,451.82	2,646,240.00
Trading Volume (Present Month)	1,417,583.02	20,723,422.00
Delivery Ratio (Present Month)	59.43%	12.77%
Delivery Volume (Accumulative Total)	3,041,057.68	9,637,650.00
Trading Volume (Accumulative Total)	4,320,459.48	53,583,078.00
Delivery Ratio (Accumulative Total)	70.39%	17.99%
Withdrawal Volume (Present Month)	131,020.07	146,655.00
Withdrawal Volume (Accumulative Total)	653,260.51	464,460.00