

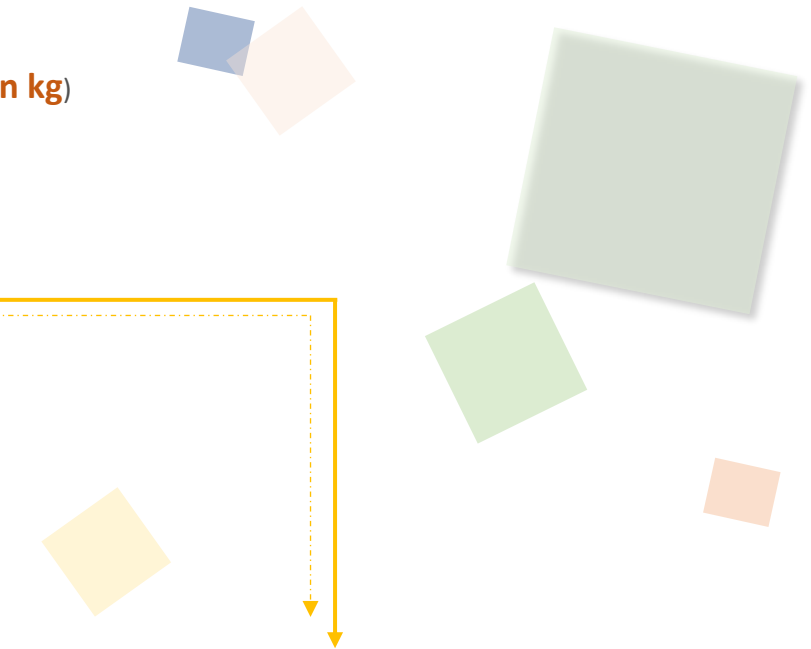
## Trading Volume & Amount in Charts

### ■ VOLUME

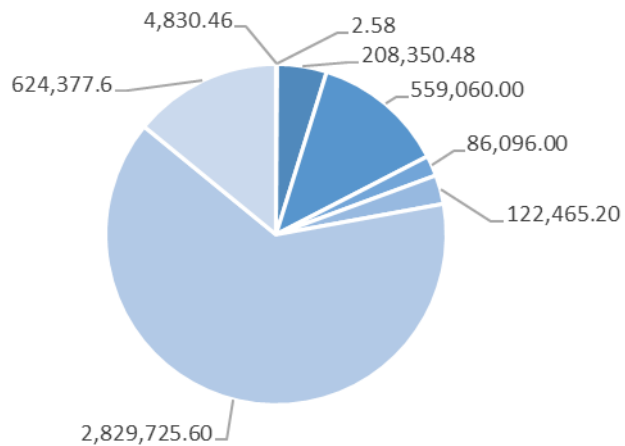
#### Popular Products (Trading Volume, in kg)

**Total: 20,526,755.92**


- ◆ Au Products: 4,434,907.92
- ◆ Ag (T+D): 14,748,944.00
- ◆ Others: 1,342,904.00



#### Popular Au Products Trading Volume (in kg)



- iAu9999
- PGC30g
- Au99.99
- Au(T+D)
- SHAU
- mAu(T+D)
- PAu99.99
- Others





## Trading Volume & Amount in Charts

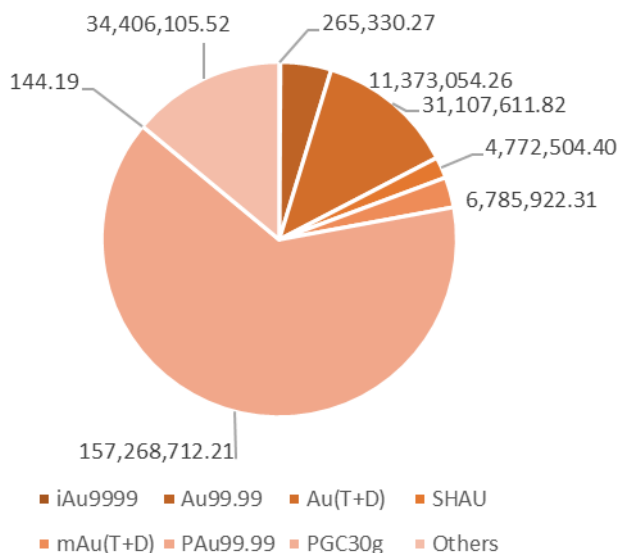
### AMOUNT

#### Popular Products (Trading Amount, in 10,000 RMB)

**Total: 258,567,047.37**

- ◆ Au Products: 245,979,384.98
- ◆ Ag (T+D): 11,505,908.66
- ◆ Others: 1,081,753.73


#### Popular Au Products Trading Amount (in 10,000 RMB)

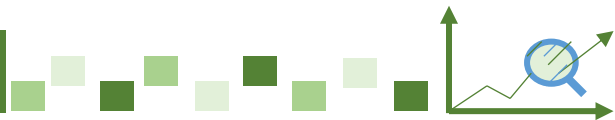




## Trading Volume & Amount in Details

Trading Volume (in kg)							
Contract	Previous Month Daily Average	Present Month Daily Average	Previous Month accumulative total	Present Month accumulative total	Month-on-Month	Year-on-Year	Present Year accumulative total
Au99.95	41.30	13.30	826.00	266.00	-67.80%	-62.43%	2,298.00
Au99.99	17,385.08	10,417.52	347,701.68	208,350.48	-40.08%	2.40%	1,608,121.40
Au100g	14.22	9.59	284.40	191.80	-32.56%	-41.38%	1,145.20
Au995	0.00	0.00	0.00	0.00	-	-	0.00
PGC30g	0.07	0.13	1.44	2.58	79.17%	104.76%	11.64
iAu9999	255.60	241.52	5,111.90	4,830.46	-5.51%	18.46%	83,240.76
iAu100g	0.00	0.00	0.00	0.00	-	-	0.00
iAu995	0.00	0.00	0.00	0.00	-	-	0.00
Au(T+D)	40,258.40	27,953.00	805,168.00	559,060.00	-30.57%	38.03%	2,512,288.00
mAu(T+D)	8,322.92	6,123.26	166,458.40	122,465.20	-26.43%	27.15%	645,916.60
Au(T+N1)	0.00	0.00	0.00	0.00	-	-100.00%	0.00
Au(T+N2)	0.00	0.06	0.00	1.20	-	-14.29%	1.20
NYAuTN06	0.43	0.82	8.60	16.40	90.70%	-97.69%	146.40
NYAuTN12	0.43	0.05	8.60	1.00	-88.37%	-99.90%	127.40
PAu99.95	2,300.00	12,955.50	46,000.00	259,110.00	463.28%	623.77%	500,560.00
PAu99.99	183,222.52	141,486.28	3,664,450.40	2,829,725.60	-22.78%	34.98%	16,504,759.80
IPAu99.99	24,448.20	17,576.50	488,964.00	351,530.00	-28.11%	15.02%	2,820,839.02
IPAu99.5	0.00	0.00	0.00	0.00	-	-	0.00
OAU99.99	33.00	588.06	660.00	11,761.20	1682.00%	-77.17%	149,403.60
LAu99.95	0.00	0.00	0.00	0.00	-	-	0.00
LAu99.99	75.00	75.00	1,500.00	1,500.00	0.00%	-	68,000.00
CAu99.99	871.20	0.00	17,424.00	0.00	-100.00%	-100.00%	23,982.00
SHAU	4,600.70	4,304.80	92,014.00	86,096.00	-6.43%	-22.57%	448,444.00
Pt99.95	570.90	129.70	11,418.00	2,594.00	-77.28%	-55.26%	28,370.00
Ag99.99	571.50	276.00	11,430.00	5,520.00	-51.71%	425.71%	52,230.00
Ag(T+D)	990,056.60	737,447.20	19,801,132.00	14,748,944.00	-25.51%	10.07%	64,567,982.00
PAG99.99	26,043.00	18,693.00	520,860.00	373,860.00	-28.22%	-57.62%	3,281,280.00
OAG99.99	0.00	0.00	0.00	0.00	-	-	0.00
SHAG	45,543.00	48,046.50	910,860.00	960,930.00	5.50%	5.86%	4,678,260.00
Au Products (in total)	281,829.07	221,745.40	5,636,581.42	4,434,907.92	-21.32%	33.65%	25,369,285.02
Ag Products (in total)	1,062,214.10	804,462.70	21,244,282.00	16,089,254.00	-24.27%	5.92%	72,579,752.00
Pt Products (in total)	570.90	129.70	11,418.00	2,594.00	-77.28%	-55.26%	28,370.00
<b>Total</b>	<b>1,344,614.07</b>	<b>1,026,337.80</b>	<b>26,892,281.42</b>	<b>20,526,755.92</b>	<b>-23.67%</b>	<b>10.87%</b>	<b>97,977,407.02</b>





## Trading Volume & Amount in Details

Trading Amount (in 10,000 RMB)							
Contract	Previous Month Daily Average	Present Month Daily Average	Previous Month accumulative total	Present Month accumulative total	Month-on -Month	Year-on -Year	Present Year accumulative total
Au99.95	2,283.84	730.37	45,676.86	14,607.36	-68.02%	-54.33%	119,014.54
Au99.99	950,366.25	568,652.71	19,007,324.99	11,373,054.26	-40.16%	25.25%	81,309,172.70
Au100g	787.35	532.78	15,746.95	10,655.70	-32.33%	-27.66%	59,380.60
Au995	0.00	0.00	0.00	0.00	-	-	0.00
PGC30g	3.99	7.21	79.81	144.19	80.66%	151.65%	593.66
iAu9999	13,959.75	13,266.51	279,194.98	265,330.27	-4.97%	44.86%	4,060,963.57
iAu100g	0.00	0.00	0.00	0.00	-	-	0.00
iAu995	0.00	0.00	0.00	0.00	-	-	0.00
Au(T+D)	2,232,476.92	1,555,380.59	44,649,538.33	31,107,611.82	-30.33%	70.91%	132,549,257.71
mAu(T+D)	461,753.30	339,296.12	9,235,066.00	6,785,922.31	-26.52%	56.88%	33,454,107.28
Au(T+N1)	0.00	0.00	0.00	0.00	-	-100.00%	0.00
Au(T+N2)	0.00	2.85	0.00	57.06	-	-9.77%	57.06
NYAuTN06	23.23	45.84	464.62	916.79	97.32%	-97.13%	7,243.23
NYAuTN12	22.97	2.84	459.34	56.75	-87.65%	-99.88%	6,294.92
PAu99.95	127,870.27	720,010.64	2,557,405.30	14,400,212.87	463.08%	793.43%	26,498,079.03
PAu99.99	10,148,447.53	7,863,435.61	202,968,950.66	157,268,712.21	-22.52%	66.86%	852,226,971.77
IPAu99.99	1,339,696.07	967,815.69	26,793,921.40	19,356,313.81	-27.76%	40.97%	142,032,782.15
IPAu99.5	0.00	0.00	0.00	0.00	-	-	0.00
OAu99.99	1,854.00	27,000.26	37,080.00	540,005.20	1356.32%	-74.48%	6,514,037.62
LAu99.95	0.00	0.00	0.00	0.00	-	-	0.00
LAu99.99	4,071.75	4,164.00	81,435.00	83,280.00	2.27%	-	3,277,255.00
CAu99.99	49,403.35	0.00	988,067.06	0.00	-100.00%	-100.00%	1,304,475.39
SHAU	254,714.84	238,625.22	5,094,296.87	4,772,504.40	-6.32%	-4.53%	23,120,634.34
Pt99.95	12,578.23	3,003.17	251,564.57	60,063.41	-76.12%	-55.91%	620,842.00
Ag99.99	411.33	210.34	8,226.70	4,206.77	-48.86%	592.61%	33,851.04
Ag(T+D)	707,621.88	575,295.43	14,152,437.51	11,505,908.66	-18.70%	55.57%	43,854,575.37
PAg99.99	18,822.37	13,826.11	376,447.41	276,522.15	-26.54%	-42.62%	2,095,090.31
OAg99.99	0.00	0.00	0.00	0.00	-	-	0.00
SHAG	32,373.90	37,048.07	647,477.93	740,961.40	14.44%	48.23%	3,081,090.89
Au Products (in total)	15,587,735.41	12,298,969.25	311,754,708.16	245,979,384.98	-21.10%	65.20%	1,306,540,320.57
Ag Products (in total)	759,229.48	626,379.95	15,184,589.55	12,527,598.97	-17.50%	49.53%	49,064,607.61
Pt Products (in total)	12,578.23	3,003.17	251,564.57	60,063.41	-76.12%	-55.91%	620,842.00
Total	16,359,543.11	12,928,352.37	327,190,862.28	258,567,047.37	-20.97%	64.26%	1,356,225,770.17



## Other Market Data

### Delivery Volume

Delivery Volume (in kg)		
	Gold	Silver
Delivery Volume (Present Month)	750,437.32	1,554,690.00
Trading Volume (Present Month)	981,281.12	15,715,394.00
Delivery Ratio (Present Month)	76.48%	9.89%
Delivery Volume (Accumulative Total)	3,791,495.00	11,192,340.00
Trading Volume (Accumulative Total)	5,301,740.60	69,298,472.00
Delivery Ratio (Accumulative Total)	71.51%	16.15%
Withdrawal Volume (Present Month)	82,327.80	65,040.00
Withdrawal Volume (Accumulative Total)	735,588.31	529,500.00