

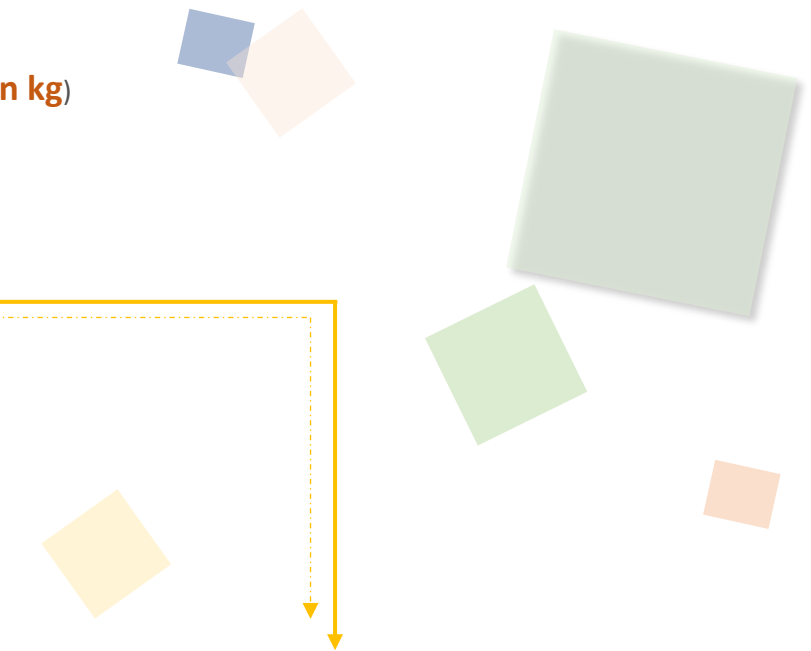
Trading Volume & Amount in Charts

■ VOLUME

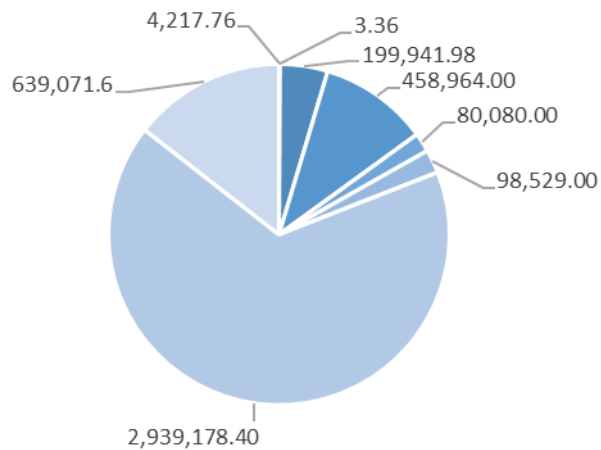
Popular Products (Trading Volume, in kg)

Total: 17,428,874.10


- ◆ Au Products: 4,419,986.10
- ◆ Ag (T+D): 11,946,784.00
- ◆ Others: 1,062,104.00



Popular Au Products Trading Volume (in kg)



- iAu9999
- PGC30g
- Au99.99
- Au(T+D)
- SHAU
- mAu(T+D)
- PAu99.99
- Others





Trading Volume & Amount in Charts

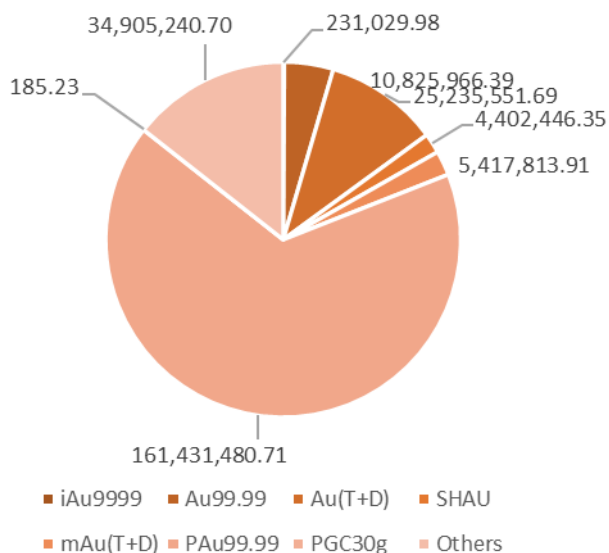
AMOUNT

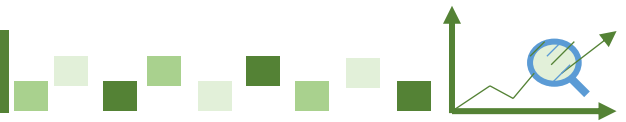
Popular Products (Trading Amount, in 10,000 RMB)

Total: 252,764,456.37

- ◆ Au Products: 242,449,714.96
- ◆ Ag (T+D): 9,335,135.86
- ◆ Others: 979,605.55


Popular Au Products Trading Amount (in 10,000 RMB)

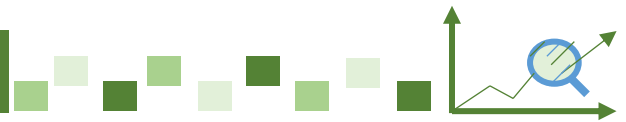




Trading Volume & Amount in Details


Trading Volume (in kg)							
Contract	Previous Month Daily Average	Present Month Daily Average	Previous Month accumulative total	Present Month accumulative total	Month-on -Month	Year-on -Year	Present Year accumulative total
Au99.95	13.30	28.42	266.00	540.00	103.01%	-45.45%	2,838.00
Au99.99	10,417.52	10,523.26	208,350.48	199,941.98	-4.04%	-10.56%	1,808,063.38
Au100g	9.59	9.79	191.80	186.00	-3.02%	-30.65%	1,331.20
Au995	0.00	0.00	0.00	0.00	-	-	0.00
PGC30g	0.13	0.18	2.58	3.36	30.23%	143.48%	15.00
iAu9999	241.52	221.99	4,830.46	4,217.76	-12.68%	-36.25%	87,458.52
iAu100g	0.00	0.00	0.00	0.00	-	-100.00%	0.00
iAu995	0.00	0.00	0.00	0.00	-	-	0.00
Au(T+D)	27,953.00	24,156.00	559,060.00	458,964.00	-17.90%	19.43%	2,971,252.00
mAu(T+D)	6,123.26	5,185.74	122,465.20	98,529.00	-19.55%	-6.12%	744,445.60
Au(T+N1)	0.00	0.00	0.00	0.00	-	-100.00%	0.00
Au(T+N2)	0.06	0.01	1.20	0.20	-83.33%	-80.00%	1.40
NYAuTN06	0.82	4.46	16.40	84.80	417.07%	-84.19%	231.20
NYAuTN12	0.05	3.23	1.00	61.40	6040.00%	-91.84%	188.80
PAu99.95	12,955.50	9,063.16	259,110.00	172,200.00	-33.54%	246.40%	672,760.00
PAu99.99	141,486.28	154,693.60	2,829,725.60	2,939,178.40	3.87%	40.46%	19,443,938.20
IPAu99.99	17,576.50	24,018.53	351,530.00	456,352.00	29.82%	66.50%	3,277,191.02
IPAu99.5	0.00	0.00	0.00	0.00	-	-	0.00
OAU99.99	588.06	507.75	11,761.20	9,647.20	-17.97%	-82.18%	159,050.80
LAu99.95	0.00	0.00	0.00	0.00	-	-	0.00
LAu99.99	75.00	0.00	1,500.00	0.00	-100.00%	-	68,000.00
CAu99.99	0.00	0.00	0.00	0.00	-	-100.00%	23,982.00
SHAU	4,304.80	4,214.74	86,096.00	80,080.00	-6.99%	-24.12%	528,524.00
Pt99.95	129.70	352.84	2,594.00	6,704.00	158.44%	-20.66%	35,074.00
Ag99.99	276.00	189.47	5,520.00	3,600.00	-34.78%	-61.41%	55,830.00
Ag(T+D)	737,447.20	628,778.11	14,748,944.00	11,946,784.00	-19.00%	-5.11%	76,514,766.00
PAG99.99	18,693.00	5,365.26	373,860.00	101,940.00	-72.73%	-75.35%	3,383,220.00
OAG99.99	0.00	0.00	0.00	0.00	-	-	0.00
SHAG	48,046.50	49,992.63	960,930.00	949,860.00	-1.15%	-8.68%	5,628,120.00
Au Products (in total)	221,745.40	232,630.85	4,434,907.92	4,419,986.10	-0.34%	33.87%	29,789,271.12
Ag Products (in total)	804,462.70	684,325.47	16,089,254.00	13,002,184.00	-19.19%	-7.48%	85,581,936.00
Pt Products (in total)	129.70	352.84	2,594.00	6,704.00	158.44%	-20.66%	35,074.00
Total	1,026,337.80	917,309.16	20,526,755.92	17,428,874.10	-15.09%	0.38%	115,406,281.12

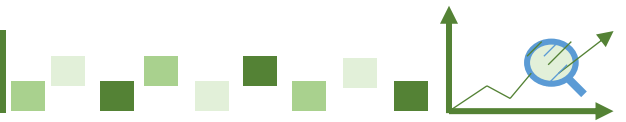




Trading Volume & Amount in Details

Trading Amount (in 10,000 RMB)							
Contract	Previous Month Daily Average	Present Month Daily Average	Previous Month accumulative total	Present Month accumulative total	Month-on -Month	Year-on -Year	Present Year accumulative total
Au99.95	730.37	1,563.04	14,607.36	29,697.84	103.31%	-33.48%	148,712.38
Au99.99	568,652.71	569,787.70	11,373,054.26	10,825,966.39	-4.81%	8.70%	92,135,139.09
Au100g	532.78	538.05	10,655.70	10,222.97	-4.06%	-15.35%	69,603.56
Au995	0.00	0.00	0.00	0.00	-	-	0.00
PGC30g	7.21	9.75	144.19	185.23	28.46%	195.14%	778.88
iAu9999	13,266.51	12,159.47	265,330.27	231,029.98	-12.93%	-21.98%	4,291,993.54
iAu100g	0.00	0.00	0.00	0.00	-	-100.00%	0.00
iAu995	0.00	0.00	0.00	0.00	-	-	0.00
Au(T+D)	1,555,380.59	1,328,186.93	31,107,611.82	25,235,551.69	-18.88%	46.21%	157,784,809.40
mAu(T+D)	339,296.12	285,148.10	6,785,922.31	5,417,813.91	-20.16%	14.93%	38,871,921.19
Au(T+N1)	0.00	0.00	0.00	0.00	-	-100.00%	0.00
Au(T+N2)	2.85	0.55	57.06	10.42	-81.74%	-78.30%	67.48
NYAuTN06	45.84	243.97	916.79	4,635.35	405.61%	-80.85%	11,878.58
NYAuTN12	2.84	177.55	56.75	3,373.45	5844.41%	-90.03%	9,668.38
PAu99.95	720,010.64	498,218.13	14,400,212.87	9,466,144.50	-34.26%	324.00%	35,964,223.53
PAu99.99	7,863,435.61	8,496,393.72	157,268,712.21	161,431,480.71	2.65%	71.75%	1,013,658,452.48
IPAu99.99	967,815.69	1,312,727.56	19,356,313.81	24,941,823.68	28.86%	102.50%	166,974,605.83
IPAu99.5	0.00	0.00	0.00	0.00	-	-	0.00
OAu99.99	27,000.26	23,649.08	540,005.20	449,332.50	-16.79%	-78.66%	6,963,370.12
LAu99.95	0.00	0.00	0.00	0.00	-	-	0.00
LAu99.99	4,164.00	0.00	83,280.00	0.00	-100.00%	-	3,277,255.00
CAu99.99	0.00	0.00	0.00	0.00	-	-100.00%	1,304,475.39
SHAU	238,625.22	231,707.70	4,772,504.40	4,402,446.35	-7.75%	-7.14%	27,523,080.69
Pt99.95	3,003.17	8,109.08	60,063.41	154,072.44	156.52%	-20.93%	774,914.44
Ag99.99	210.34	148.50	4,206.77	2,821.52	-32.93%	-45.08%	36,672.56
Ag(T+D)	575,295.43	491,322.94	11,505,908.66	9,335,135.86	-18.87%	34.12%	53,189,711.23
PAg99.99	13,826.11	4,231.78	276,522.15	80,403.91	-70.92%	-65.00%	2,175,494.21
OAg99.99	0.00	0.00	0.00	0.00	-	-	0.00
SHAG	37,048.07	39,068.83	740,961.40	742,307.68	0.18%	29.13%	3,823,398.57
Au Products (in total)	12,298,969.25	12,760,511.31	245,979,384.98	242,449,714.96	-1.43%	63.93%	1,548,990,035.53
Ag Products (in total)	626,379.95	534,772.05	12,527,598.97	10,160,668.97	-18.89%	30.77%	59,225,276.58
Pt Products (in total)	3,003.17	8,109.08	60,063.41	154,072.44	156.52%	-20.93%	774,914.44
Total	12,928,352.37	13,303,392.44	258,567,047.37	252,764,456.37	-2.24%	62.17%	1,608,990,226.54





Other Market Data

Delivery Volume

Delivery Volume (in kg)		
	Gold	Silver
Delivery Volume (Present Month)	563,586.10	1,851,060.00
Trading Volume (Present Month)	842,608.50	12,900,244.00
Delivery Ratio (Present Month)	66.89%	14.35%
Delivery Volume (Accumulative Total)	4,355,081.10	13,043,400.00
Trading Volume (Accumulative Total)	6,144,349.10	82,198,716.00
Delivery Ratio (Accumulative Total)	70.88%	15.87%
Withdrawal Volume (Present Month)	86,223.30	337,005.00
Withdrawal Volume (Accumulative Total)	821,811.61	866,505.00