

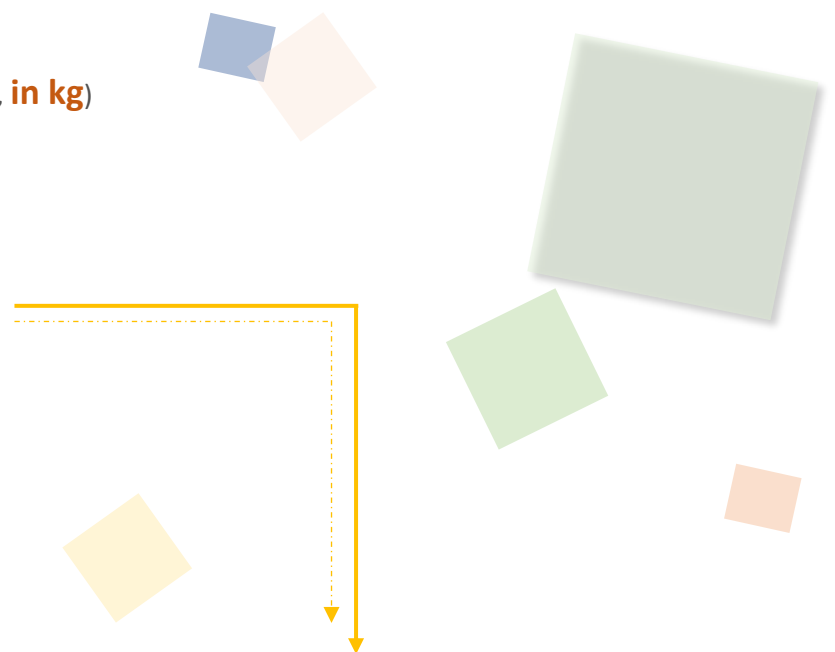
Trading Volume & Amount in Charts

■ VOLUME


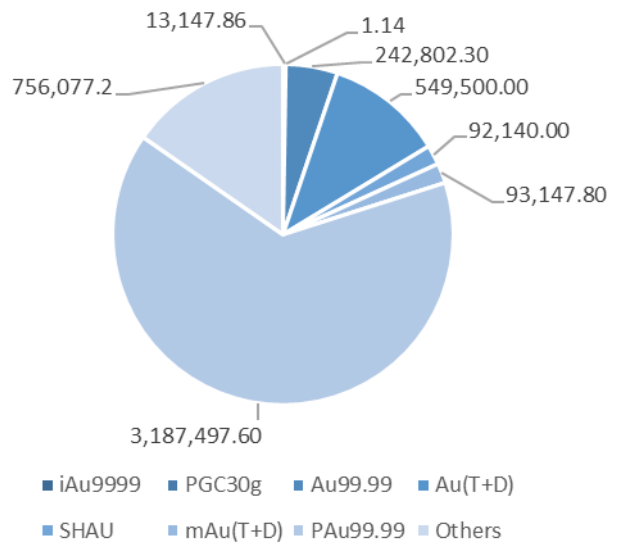
Popular Products (Trading Volume, in kg)

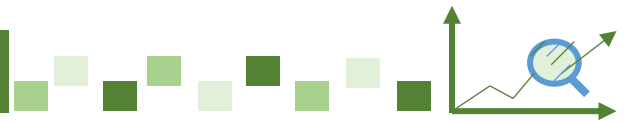
Total: 17,088,123.90

- ◆ Au Products: 4,934,313.90
- ◆ Ag (T+D): 10,657,020.00
- ◆ Others: 1,496,790.00



Popular Au Products Trading Volume (in kg)





Trading Volume & Amount in Charts

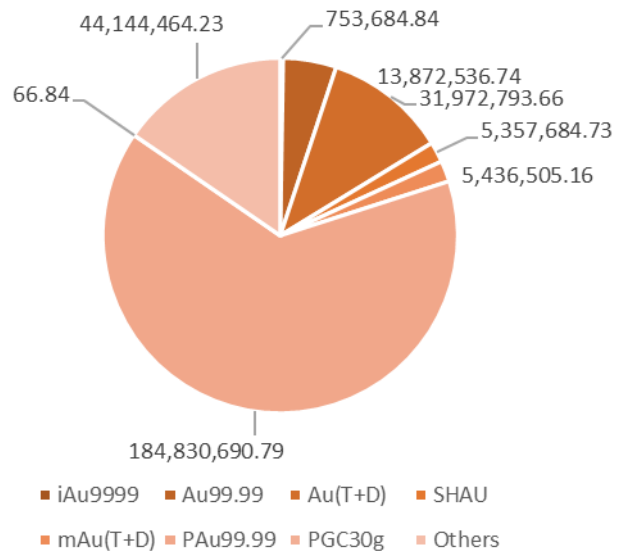
AMOUNT

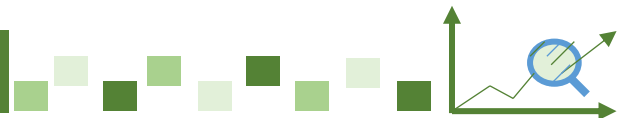
Popular Products (Trading Amount, in 10,000 RMB)

Total: 295,502,027.51

- ◆ Au Products: 286,368,427.00
- ◆ Ag (T+D): 7,829,107.77
- ◆ Others: 1,304,492.75


Popular Au Products Trading Amount (in 10,000 RMB)





Trading Volume & Amount in Details


Trading Volume (in kg)							
Contract	Previous Month Daily Average	Present Month Daily Average	Previous Month accumulative total	Present Month accumulative total	Month-on -Month	Year-on -Year	Present Year accumulative total
Au99.95	53.45	485.26	1,176.00	9,220.00	684.01%	26.72%	26,566.00
Au99.99	9,792.79	12,779.07	215,441.30	242,802.30	12.70%	-23.09%	2,493,237.86
Au100g	6.53	9.67	143.60	183.80	27.99%	-32.67%	1,830.80
Au995	0.00	0.00	0.00	0.00	-	-	0.00
PGC30g	0.07	0.06	1.44	1.14	-20.83%	-17.39%	20.46
iAu9999	602.25	691.99	13,249.60	13,147.86	-0.77%	-31.12%	118,918.74
iAu100g	0.00	0.00	0.00	0.00	-	-	0.00
iAu995	0.00	0.00	0.00	0.00	-	-	0.00
Au(T+D)	38,939.82	28,921.05	856,676.00	549,500.00	-35.86%	28.87%	5,093,596.00
mAu(T+D)	4,415.01	4,902.52	97,130.20	93,147.80	-4.10%	-47.58%	1,075,691.80
Au(T+N1)	0.00	0.00	0.00	0.00	-	-	0.00
Au(T+N2)	0.00	0.00	0.00	0.00	-	-100.00%	1.60
NYAuTN06	3.15	0.92	69.20	17.40	-74.86%	-97.21%	389.40
NYAuTN12	6.51	2.53	143.20	48.00	-66.48%	-98.38%	462.80
PAu99.95	10,340.91	9,210.53	227,500.00	175,000.00	-23.08%	136.42%	1,293,360.00
PAu99.99	183,701.13	167,763.03	4,041,424.80	3,187,497.60	-21.13%	157.92%	30,548,846.80
IPAu99.99	17,260.87	29,653.26	379,739.10	563,412.00	48.37%	12.82%	4,688,650.12
IPAu99.5	0.00	0.00	0.00	0.00	-	-	0.00
OAu99.99	16.36	10.32	360.00	196.00	-45.56%	-98.78%	159,606.80
LAu99.95	0.00	0.00	0.00	0.00	-	-	0.00
LAu99.99	0.00	0.00	0.00	0.00	-	-100.00%	68,000.00
CAu99.99	1,109.09	421.05	24,400.00	8,000.00	-67.21%	-	68,382.00
SHAU	4,409.55	4,849.47	97,010.00	92,140.00	-5.02%	6.04%	830,798.00
Pt99.95	685.36	527.37	15,078.00	10,020.00	-33.55%	3.73%	75,746.00
Ag99.99	199.09	0.00	4,380.00	0.00	-100.00%	-100.00%	65,730.00
Ag(T+D)	554,551.64	560,895.79	12,200,136.00	10,657,020.00	-12.65%	-10.42%	113,416,324.00
PAG99.99	11,574.55	28,440.00	254,640.00	540,360.00	112.21%	-58.34%	4,865,100.00
OAG99.99	0.00	0.00	0.00	0.00	-	-	0.00
SHAG	49,479.55	49,811.05	1,088,550.00	946,410.00	-13.06%	-4.10%	8,679,660.00
Au Products (in total)	270,657.47	259,700.73	5,954,464.44	4,934,313.90	-17.13%	71.67%	46,468,359.18
Ag Products (in total)	615,804.82	639,146.84	13,547,706.00	12,143,790.00	-10.36%	-14.40%	127,026,814.00
Pt Products (in total)	685.36	527.37	15,078.00	10,020.00	-33.55%	3.73%	75,746.00
Total	887,147.66	899,374.94	19,517,248.44	17,088,123.90	-12.45%	0.10%	173,570,919.18





Trading Volume & Amount in Details

Trading Amount (in 10,000 RMB)							
Contract	Previous Month Daily Average	Present Month Daily Average	Previous Month accumulative total	Present Month accumulative total	Month-on-Month	Year-on-Year	Present Year accumulative total
Au99.95	3,011.88	28,717.77	66,261.41	545,637.61	723.46%	60.88%	1,504,347.64
Au99.99	547,427.09	730,133.51	12,043,396.00	13,872,536.74	15.19%	-5.13%	130,622,635.49
Au100g	370.94	566.42	8,160.70	10,761.92	31.87%	-16.34%	98,213.71
Au995	0.00	0.00	0.00	0.00	-	-	0.00
PGC30g	3.74	3.52	82.32	66.84	-18.80%	2.23%	1,090.07
iAu9999	34,164.29	39,667.62	751,614.29	753,684.84	0.28%	-12.68%	6,081,784.36
iAu100g	0.00	0.00	0.00	0.00	-	-	0.00
iAu995	0.00	0.00	0.00	0.00	-	-	0.00
Au(T+D)	2,205,602.27	1,682,778.61	48,523,249.95	31,972,793.66	-34.11%	60.39%	278,531,762.14
mAu(T+D)	249,828.71	286,131.85	5,496,231.69	5,436,505.16	-1.09%	-34.69%	57,697,888.35
Au(T+N1)	0.00	0.00	0.00	0.00	-	-	0.00
Au(T+N2)	0.00	0.00	0.00	0.00	-	-100.00%	78.84
NYAuTN06	177.92	53.47	3,914.21	1,015.94	-74.04%	-96.47%	20,876.10
NYAuTN12	368.21	147.39	8,100.63	2,800.48	-65.43%	-97.92%	25,235.05
PAu99.95	584,942.50	534,495.40	12,868,735.05	10,155,412.63	-21.08%	191.93%	71,210,055.98
PAu99.99	10,420,838.89	9,727,931.09	229,258,455.51	184,830,690.79	-19.38%	219.48%	1,645,367,530.91
IPAu99.99	977,271.58	1,733,753.32	21,499,974.70	32,941,313.06	53.22%	45.04%	247,696,836.64
IPAu99.5	0.00	0.00	0.00	0.00	-	-	0.00
OAu99.99	936.41	596.76	20,601.00	11,338.40	-44.96%	-98.44%	6,995,309.52
LAu99.95	0.00	0.00	0.00	0.00	-	-	0.00
LAu99.99	0.00	0.00	0.00	0.00	-	-100.00%	3,277,255.00
CAu99.99	63,397.00	25,062.33	1,394,733.94	476,184.20	-65.86%	-	3,867,913.53
SHAU	250,190.11	281,983.41	5,504,182.35	5,357,684.73	-2.66%	31.36%	44,727,984.50
Pt99.95	15,321.19	11,605.98	337,066.25	220,513.66	-34.58%	3.10%	1,693,597.18
Ag99.99	147.59	0.00	3,246.99	0.00	-100.00%	-100.00%	44,388.22
Ag(T+D)	401,146.59	412,058.30	8,825,225.04	7,829,107.77	-11.29%	12.69%	80,849,984.95
PAg99.99	8,493.76	20,715.10	186,862.81	393,586.97	110.63%	-48.10%	3,304,686.50
OAg99.99	0.00	0.00	0.00	0.00	-	-	0.00
SHAG	36,070.61	36,336.43	793,553.47	690,392.12	-13.00%	19.75%	6,102,081.50
Au Products (in total)	15,338,531.53	15,072,022.47	337,447,693.74	286,368,427.00	-15.14%	114.25%	2,497,726,797.81
Ag Products (in total)	445,858.56	469,109.83	9,808,888.31	8,913,086.85	-9.13%	7.57%	90,301,141.17
Pt Products (in total)	15,321.19	11,605.98	337,066.25	220,513.66	-34.58%	3.10%	1,693,597.18
Total	15,799,711.29	15,552,738.29	347,593,648.30	295,502,027.51	-14.99%	107.86%	2,589,721,536.16





Other Market Data

Delivery Volume

Delivery Volume (in kg)		
	Gold	Silver
Delivery Volume (Present Month)	664,552.50	2,147,580.00
Trading Volume (Present Month)	1,000,208.30	11,603,430.00
Delivery Ratio (Present Month)	66.44%	18.51%
Delivery Volume (Accumulative Total)	6,534,539.86	18,812,280.00
Trading Volume (Accumulative Total)	9,641,513.46	122,161,714.00
Delivery Ratio (Accumulative Total)	67.78%	15.40%
Withdrawal Volume (Present Month)	114,778.74	150,375.00
Withdrawal Volume (Accumulative Total)	1,127,762.64	1,287,480.00