

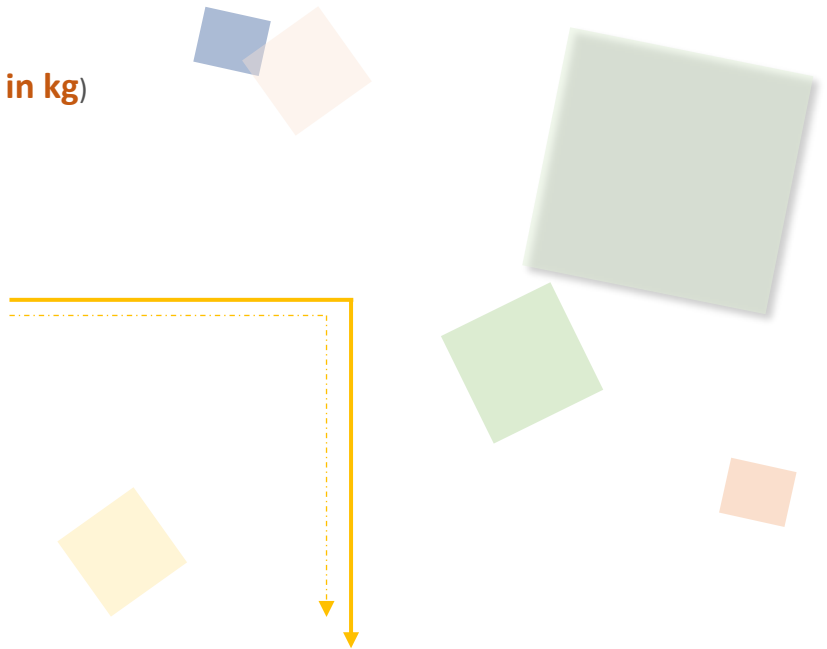
Trading Volume & Amount in Charts

■ VOLUME

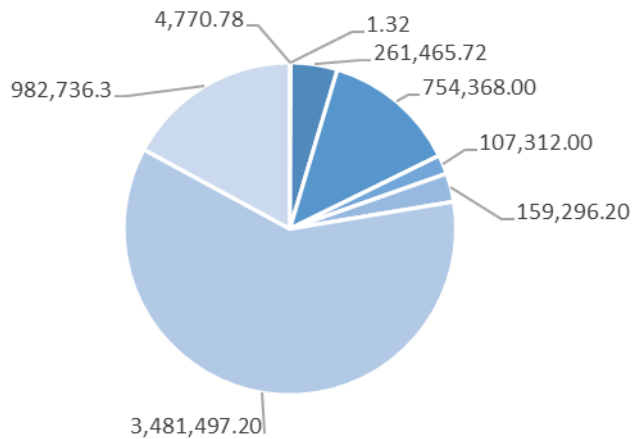
Popular Products (Trading Volume, in kg)

Total: 16,434,899.54


- ◆ Au Products: 5,751,447.54
- ◆ Ag (T+D): 8,997,198.00
- ◆ Others: 1,686,254.00



Popular Au Products Trading Volume (in kg)



- iAu9999
- PGC30g
- Au99.99
- Au(T+D)
- SHAU
- mAu(T+D)
- PAu99.99
- Others





Trading Volume & Amount in Charts

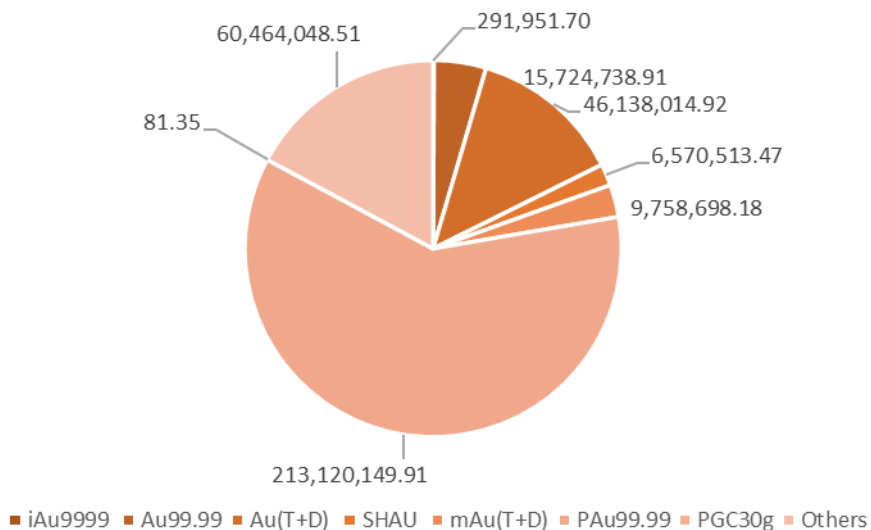
AMOUNT

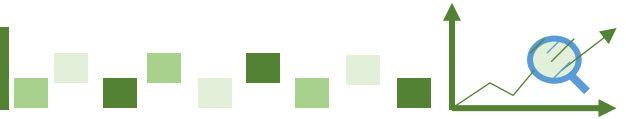
Popular Products (Trading Amount, in 10,000 RMB)

Total: 360,507,659.65

- ◆ Au Products: 352,068,196.96
- ◆ Ag (T+D): 6,944,185.71
- ◆ Others: 1,495,276.97


Popular Au Products Trading Amount (in 10,000 RMB)





Trading Volume & Amount in Details


Trading Volume (in kg)							
Contract	Previous Month Daily Average	Present Month Daily Average	Previous Month accumulative total	Present Month accumulative total	Month-on -Month	Year-on -Year	Present Year accumulative total
Au99.95	183.33	193.62	3,300.00	4,066.00	23.21%	59.83%	33,932.00
Au99.99	13,945.48	12,450.75	251,018.62	261,465.72	4.16%	1.76%	3,005,722.20
Au100g	12.76	15.30	229.60	321.40	39.98%	23.33%	2,381.80
Au995	0.00	0.00	0.00	0.00	-	-	0.00
PGC30g	0.07	0.06	1.26	1.32	4.76%	-46.34%	23.04
iAu9999	171.54	227.18	3,087.78	4,770.78	54.51%	-47.22%	126,777.30
iAu100g	0.00	0.00	0.00	0.00	-	-	0.00
iAu995	0.00	0.00	0.00	0.00	-	-	0.00
Au(T+D)	32,650.44	35,922.29	587,708.00	754,368.00	28.36%	204.38%	6,435,672.00
mAu(T+D)	8,667.12	7,585.53	156,008.20	159,296.20	2.11%	98.10%	1,390,996.20
Au(T+N1)	0.00	0.00	0.00	0.00	-	-100.00%	0.00
Au(T+N2)	0.00	0.00	0.00	0.00	-	-100.00%	1.60
NYAuTN06	2.76	2.18	49.60	45.80	-7.66%	-92.55%	484.80
NYAuTN12	5.07	1.76	91.20	37.00	-59.43%	-97.85%	591.00
PAu99.95	16,105.56	21,324.86	289,900.00	447,822.00	54.47%	781.89%	2,031,082.00
PAu99.99	156,287.38	165,785.58	2,813,172.80	3,481,497.20	23.76%	36.09%	36,843,516.80
IPAu99.99	30,011.67	25,243.91	540,210.10	530,122.12	-1.87%	179.40%	5,758,982.34
IPAu99.5	0.00	0.00	0.00	0.00	-	-	0.00
OAU99.99	0.00	15.33	0.00	322.00	-	-99.37%	159,928.80
LAu99.95	0.00	0.00	0.00	0.00	-	-	0.00
LAu99.99	0.00	0.00	0.00	0.00	-	-100.00%	68,000.00
CAu99.99	1,777.78	0.00	32,000.00	0.00	-100.00%	-100.00%	100,382.00
SHAU	4,566.78	5,110.10	82,202.00	107,312.00	30.55%	-6.85%	1,020,312.00
Pt99.95	185.33	417.81	3,336.00	8,774.00	163.01%	0.64%	87,856.00
Ag99.99	2,335.00	1,007.14	42,030.00	21,150.00	-49.68%	-45.73%	128,910.00
Ag(T+D)	518,280.22	428,438.00	9,329,044.00	8,997,198.00	-3.56%	-30.75%	131,742,566.00
PAG99.99	31,946.67	28,494.29	575,040.00	598,380.00	4.06%	-14.00%	6,038,520.00
OAG99.99	0.00	0.00	0.00	0.00	-	-	0.00
SHAG	45,123.33	50,378.57	812,220.00	1,057,950.00	30.25%	-4.98%	10,549,830.00
Au Products (in total)	264,387.73	273,878.45	4,758,979.16	5,751,447.54	20.85%	60.69%	56,978,785.88
Ag Products (in total)	597,685.22	508,318.00	10,758,334.00	10,674,678.00	-0.78%	-28.07%	148,459,826.00
Pt Products (in total)	185.33	417.81	3,336.00	8,774.00	163.01%	0.64%	87,856.00
Total	862,258.29	782,614.26	15,520,649.16	16,434,899.54	5.89%	-10.82%	205,526,467.88

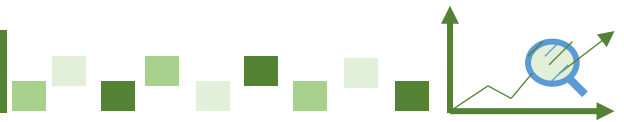




Trading Volume & Amount in Details

Trading Amount (in 10,000 RMB)							
Contract	Previous Month Daily Average	Present Month Daily Average	Previous Month accumulative total	Present Month accumulative total	Month-on-Month	Year-on-Year	Present Year accumulative total
Au99.95	10,985.63	11,852.40	197,741.33	248,900.46	25.87%	110.14%	1,950,989.43
Au99.99	842,174.03	748,797.09	15,159,132.52	15,724,738.91	3.73%	31.98%	161,506,506.91
Au100g	784.66	938.90	14,123.91	19,716.88	39.60%	60.33%	132,054.50
Au995	0.00	0.00	0.00	0.00	-	-	0.00
PGC30g	4.30	3.87	77.38	81.35	5.12%	-30.47%	1,248.80
iAu9999	10,529.04	13,902.46	189,522.79	291,951.70	54.05%	-29.78%	6,563,258.86
iAu100g	0.00	0.00	0.00	0.00	-	-	0.00
iAu995	0.00	0.00	0.00	0.00	-	-	0.00
Au(T+D)	2,006,513.75	2,197,048.33	36,117,247.46	46,138,014.92	27.75%	295.74%	360,787,024.52
mAu(T+D)	531,520.49	464,699.91	9,567,368.82	9,758,698.18	2.00%	157.94%	77,023,955.35
Au(T+N1)	0.00	0.00	0.00	0.00	-	-100.00%	0.00
Au(T+N2)	0.00	0.00	0.00	0.00	-	-100.00%	78.84
NYAuTN06	165.61	134.65	2,980.97	2,827.71	-5.14%	-90.14%	26,684.79
NYAuTN12	309.19	108.50	5,565.34	2,278.40	-59.06%	-97.13%	33,078.79
PAu99.95	988,920.59	1,303,055.48	17,800,570.70	27,364,165.16	53.73%	1044.37%	116,374,791.83
PAu99.99	9,533,270.05	10,148,578.57	171,598,860.84	213,120,149.91	24.20%	76.71%	2,030,086,541.66
IPAu99.99	1,835,977.23	1,562,129.04	33,047,590.20	32,804,709.91	-0.73%	272.82%	313,549,136.75
IPAu99.5	0.00	0.00	0.00	0.00	-	-	0.00
OAu99.99	0.00	1,021.43	0.00	21,450.00	-	-99.04%	7,016,759.52
LAu99.95	0.00	0.00	0.00	0.00	-	-	0.00
LAu99.99	0.00	0.00	0.00	0.00	-	-100.00%	3,277,255.00
CAu99.99	108,876.01	0.00	1,959,768.20	0.00	-100.00%	-100.00%	5,827,681.73
SHAU	279,890.74	312,881.59	5,038,033.37	6,570,513.47	30.42%	21.23%	56,336,531.33
Pt99.95	4,245.05	9,502.41	76,410.90	199,550.68	161.15%	6.28%	1,969,558.75
Ag99.99	1,880.86	774.86	33,855.42	16,272.05	-51.94%	-28.92%	94,515.68
Ag(T+D)	412,201.72	330,675.51	7,419,630.88	6,944,185.71	-6.41%	-8.63%	95,213,801.55
PAg99.99	26,266.50	22,066.60	472,796.99	463,398.55	-1.99%	14.45%	4,240,882.04
OAg99.99	0.00	0.00	0.00	0.00	-	-	0.00
SHAG	36,021.45	38,859.80	648,386.01	816,055.70	25.86%	25.18%	7,566,523.20
Au Products (in total)	16,149,921.32	16,765,152.24	290,698,583.85	352,068,196.96	21.11%	109.38%	3,140,493,578.62
Ag Products (in total)	476,370.52	392,376.76	8,574,669.30	8,239,912.01	-3.90%	-5.07%	107,115,722.48
Pt Products (in total)	4,245.05	9,502.41	76,410.90	199,550.68	161.15%	6.28%	1,969,558.75
Total	16,630,536.89	17,167,031.41	299,349,664.05	360,507,659.65	20.43%	103.66%	3,249,578,859.85





Other Market Data

Delivery Volume

Delivery Volume (in kg)		
	Gold	Silver
Delivery Volume (Present Month)	864,779.62	2,250,810.00
Trading Volume (Present Month)	1,291,684.22	10,076,298.00
Delivery Ratio (Present Month)	66.95%	22.34%
Delivery Volume (Accumulative Total)	8,030,835.74	22,254,720.00
Trading Volume (Accumulative Total)	12,016,893.94	142,421,306.00
Delivery Ratio (Accumulative Total)	66.83%	15.63%
Withdrawal Volume (Present Month)	98,546.30	130,815.00
Withdrawal Volume (Accumulative Total)	1,333,720.54	1,506,765.00