

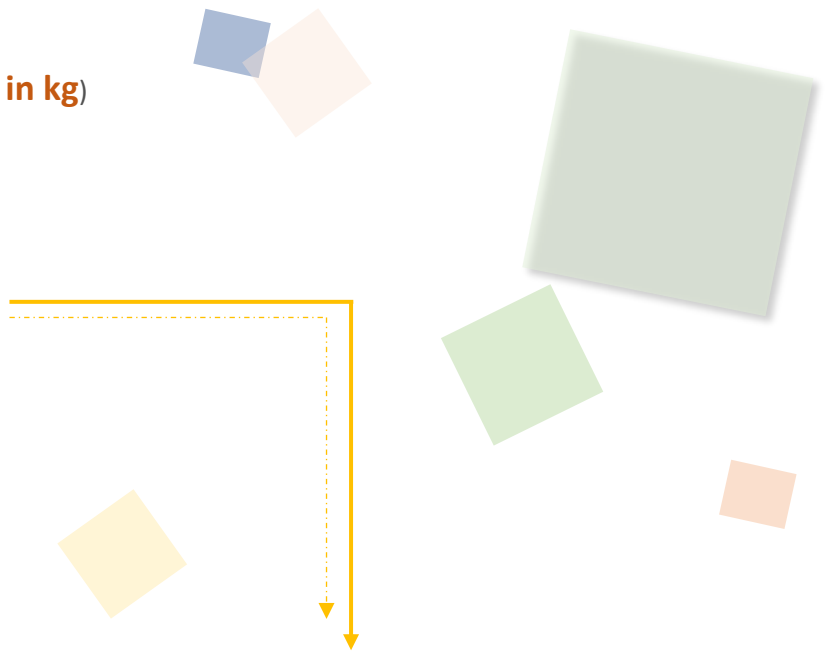
## Trading Volume & Amount in Charts

### ■ VOLUME

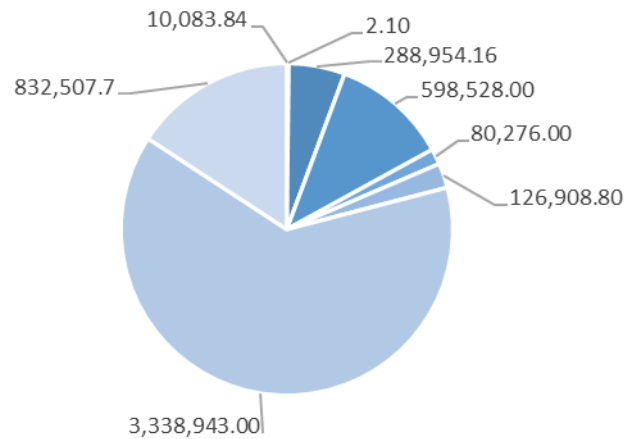
#### Popular Products (Trading Volume, in kg)

**Total: 14,847,679.60**


- ◆ Au Products: 5,276,203.60
- ◆ Ag (T+D): 7,862,508.00
- ◆ Others: 1,708,968.00



#### Popular Au Products Trading Volume (in kg)



- iAu9999
- PGC30g
- Au99.99
- Au(T+D)
- SHAU
- mAu(T+D)
- PAu99.99
- Others





## Trading Volume & Amount in Charts

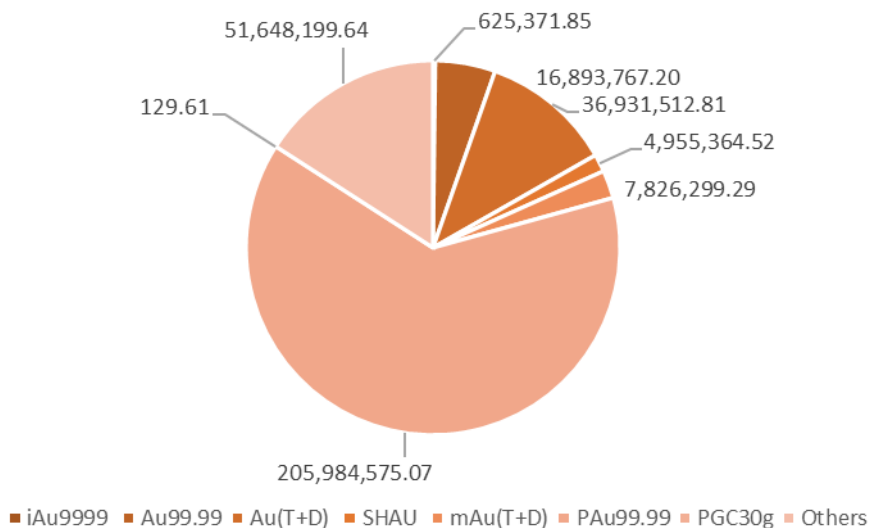
### AMOUNT

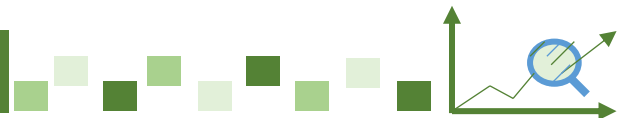
#### Popular Products (Trading Amount, in 10,000 RMB)

**Total: 332,492,652.53**

- ◆ Au Products: 324,865,219.97
- ◆ Ag (T+D): 6,042,859.94
- ◆ Others: 1,584,572.61


#### Popular Au Products Trading Amount (in 10,000 RMB)

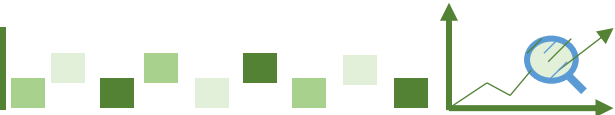




## Trading Volume & Amount in Details


Trading Volume (in kg)							
Contract	Previous Month Daily Average	Present Month Daily Average	Previous Month accumulative total	Present Month accumulative total	Month-on-Month	Year-on-Year	Present Year accumulative total
Au99.95	193.62	91.82	4,066.00	2,020.00	-50.32%	84.31%	35,952.00
Au99.99	12,450.75	13,134.28	261,465.72	288,954.16	10.51%	-22.45%	3,294,676.36
Au100g	15.30	26.74	321.40	588.20	83.01%	106.68%	2,970.00
Au995	0.00	0.00	0.00	0.00	-	-	0.00
PGC30g	0.06	0.10	1.32	2.10	59.09%	40.00%	25.14
iAu9999	227.18	458.36	4,770.78	10,083.84	111.37%	27.54%	136,861.14
iAu100g	0.00	0.00	0.00	0.00	-	-	0.00
iAu995	0.00	0.00	0.00	0.00	-	-	0.00
Au(T+D)	35,922.29	27,205.82	754,368.00	598,528.00	-20.66%	99.87%	7,034,200.00
mAu(T+D)	7,585.53	5,768.58	159,296.20	126,908.80	-20.33%	12.35%	1,517,905.00
Au(T+N1)	0.00	0.00	0.00	0.00	-	-	0.00
Au(T+N2)	0.00	0.04	0.00	0.80	-	-99.92%	2.40
NYAuTN06	2.18	3.05	45.80	67.20	46.72%	-92.89%	552.00
NYAuTN12	1.76	0.78	37.00	17.20	-53.51%	-97.99%	608.20
PAu99.95	21,324.86	10,059.09	447,822.00	221,300.00	-50.58%	372.86%	2,252,382.00
PAu99.99	165,785.58	151,770.14	3,481,497.20	3,338,943.00	-4.09%	23.08%	40,182,459.80
IPAu99.99	25,243.91	27,655.01	530,122.12	608,410.30	14.77%	65.12%	6,367,392.64
IPAu99.5	0.00	0.00	0.00	0.00	-	-	0.00
OAU99.99	15.33	4.73	322.00	104.00	-67.70%	-99.68%	160,032.80
LAu99.95	0.00	0.00	0.00	0.00	-	-	0.00
LAu99.99	0.00	0.00	0.00	0.00	-	-	68,000.00
CAu99.99	0.00	0.00	0.00	0.00	-	-100.00%	100,382.00
SHAU	5,110.10	3,648.91	107,312.00	80,276.00	-25.19%	-6.03%	1,100,588.00
Pt99.95	417.81	555.82	8,774.00	12,228.00	39.37%	127.03%	100,084.00
Ag99.99	1,007.14	469.09	21,150.00	10,320.00	-51.21%	-34.48%	139,230.00
Ag(T+D)	428,438.00	357,386.73	8,997,198.00	7,862,508.00	-12.61%	-20.81%	139,605,074.00
PAG99.99	28,494.29	32,836.36	598,380.00	722,400.00	20.73%	467.92%	6,760,920.00
OAG99.99	0.00	0.00	0.00	0.00	-	-	0.00
SHAG	50,378.57	43,819.09	1,057,950.00	964,020.00	-8.88%	0.60%	11,513,850.00
Au Products (in total)	273,878.45	239,827.44	5,751,447.54	5,276,203.60	-8.26%	30.48%	62,254,989.48
Ag Products (in total)	508,318.00	434,511.27	10,674,678.00	9,559,248.00	-10.45%	-13.34%	158,019,074.00
Pt Products (in total)	417.81	555.82	8,774.00	12,228.00	39.37%	127.03%	100,084.00
<b>Total</b>	<b>782,614.26</b>	<b>674,894.53</b>	<b>16,434,899.54</b>	<b>14,847,679.60</b>	<b>-9.66%</b>	<b>-1.54%</b>	<b>220,374,147.48</b>





## Trading Volume & Amount in Details

Trading Amount (in 10,000 RMB)							
Contract	Previous Month Daily Average	Present Month Daily Average	Previous Month accumulative total	Present Month accumulative total	Month-on-Month	Year-on-Year	Present Year accumulative total
Au99.95	11,852.40	5,663.21	248,900.46	124,590.59	-49.94%	140.61%	2,075,580.02
Au99.99	748,797.09	767,898.51	15,724,738.91	16,893,767.20	7.43%	-2.42%	178,400,274.11
Au100g	938.90	1,662.01	19,716.88	36,564.14	85.45%	169.85%	168,618.64
Au995	0.00	0.00	0.00	0.00	-	-	0.00
PGC30g	3.87	5.89	81.35	129.61	59.32%	80.22%	1,378.41
iAu9999	13,902.46	28,425.99	291,951.70	625,371.85	114.20%	68.78%	7,188,630.70
iAu100g	0.00	0.00	0.00	0.00	-	-	0.00
iAu995	0.00	0.00	0.00	0.00	-	-	0.00
Au(T+D)	2,197,048.33	1,678,705.13	46,138,014.92	36,931,512.81	-19.95%	159.78%	397,718,537.33
mAu(T+D)	464,699.91	355,740.88	9,758,698.18	7,826,299.29	-19.80%	45.63%	84,850,254.64
Au(T+N1)	0.00	0.00	0.00	0.00	-	-	0.00
Au(T+N2)	0.00	2.31	0.00	50.81	-	-99.89%	129.64
NYAuTN06	134.65	189.71	2,827.71	4,173.62	47.60%	-90.67%	30,858.41
NYAuTN12	108.50	48.76	2,278.40	1,072.68	-52.92%	-97.32%	34,151.47
PAu99.95	1,303,055.48	621,005.37	27,364,165.16	13,662,118.17	-50.07%	515.01%	130,036,910.00
PAu99.99	10,148,578.57	9,362,935.23	213,120,149.91	205,984,575.07	-3.35%	59.77%	2,236,071,116.74
IPAu99.99	1,562,129.04	1,718,785.38	32,804,709.91	37,813,278.32	15.27%	118.86%	351,362,415.07
IPAu99.5	0.00	0.00	0.00	0.00	-	-	0.00
OAu99.99	1,021.43	288.70	21,450.00	6,351.30	-70.39%	-99.54%	7,023,110.82
LAu99.95	0.00	0.00	0.00	0.00	-	-	0.00
LAu99.99	0.00	0.00	0.00	0.00	-	-	3,277,255.00
CAu99.99	0.00	0.00	0.00	0.00	-	-100.00%	5,827,681.73
SHAU	312,881.59	225,243.84	6,570,513.47	4,955,364.52	-24.58%	22.02%	61,291,895.85
Pt99.95	9,502.41	12,532.29	199,550.68	275,710.38	38.17%	137.34%	2,245,269.13
Ag99.99	774.86	364.87	16,272.05	8,027.10	-50.67%	-15.17%	102,542.78
Ag(T+D)	330,675.51	274,675.45	6,944,185.71	6,042,859.94	-12.98%	1.40%	101,256,661.49
PAg99.99	22,066.60	25,425.85	463,398.55	559,368.78	20.71%	636.33%	4,800,250.82
OAg99.99	0.00	0.00	0.00	0.00	-	-	0.00
SHAG	38,859.80	33,703.02	816,055.70	741,466.36	-9.14%	28.85%	8,307,989.56
Au Products (in total)	16,765,152.24	14,766,600.91	352,068,196.96	324,865,219.97	-7.73%	69.75%	3,465,358,798.59
Ag Products (in total)	392,376.76	334,169.19	8,239,912.01	7,351,722.18	-10.78%	11.05%	114,467,444.66
Pt Products (in total)	9,502.41	12,532.29	199,550.68	275,710.38	38.17%	137.34%	2,245,269.13
<b>Total</b>	<b>17,167,031.41</b>	<b>15,113,302.39</b>	<b>360,507,659.65</b>	<b>332,492,652.53</b>	<b>-7.77%</b>	<b>67.83%</b>	<b>3,582,071,512.38</b>





## Other Market Data

### Delivery Volume

Delivery Volume (in kg)		
	Gold	Silver
Delivery Volume (Present Month)	795,328.10	2,564,850.00
Trading Volume (Present Month)	1,107,446.30	8,836,848.00
Delivery Ratio (Present Month)	71.82%	29.02%
Delivery Volume (Accumulative Total)	8,826,163.84	24,819,570.00
Trading Volume (Accumulative Total)	13,124,340.24	151,258,154.00
Delivery Ratio (Accumulative Total)	67.25%	16.41%
Withdrawal Volume (Present Month)	121,742.50	271,020.00
Withdrawal Volume (Accumulative Total)	1,455,463.04	1,777,785.00