

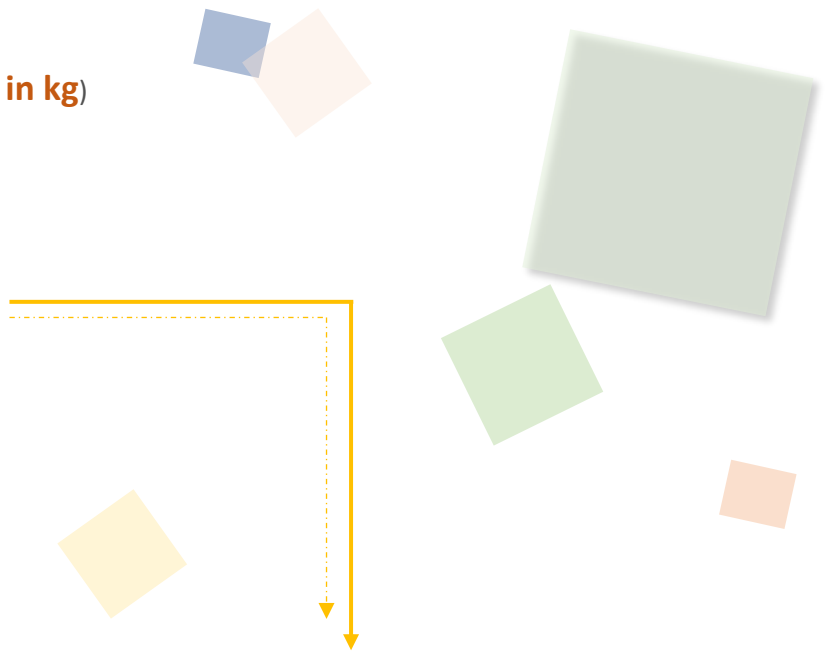
## Trading Volume & Amount in Charts

### ■ VOLUME

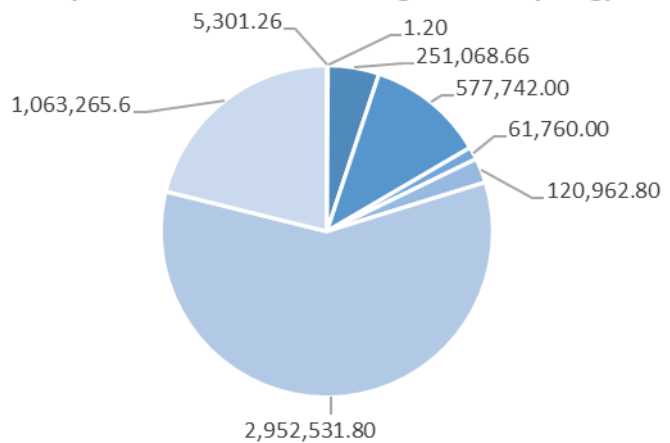
#### Popular Products (Trading Volume, in kg)

**Total: 14,623,593.32**


- ◆ Au Products: 5,032,633.32
- ◆ Ag (T+D): 7,969,290.00
- ◆ Others: 1,621,670.00

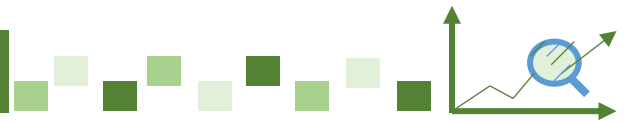


#### Popular Au Products Trading Volume (in kg)



- iAu9999
- PGC30g
- Au99.99
- Au(T+D)
- SHAU
- mAu(T+D)
- PAu99.99
- Others





## Trading Volume & Amount in Charts

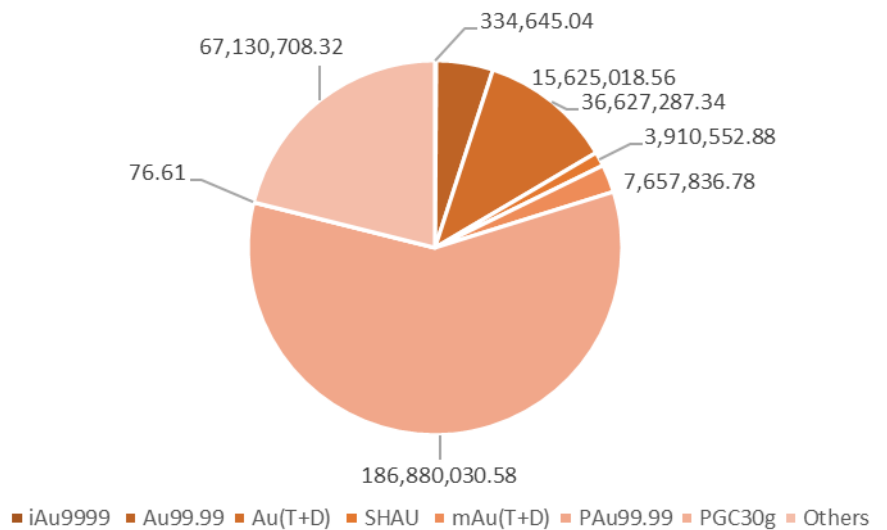
### AMOUNT

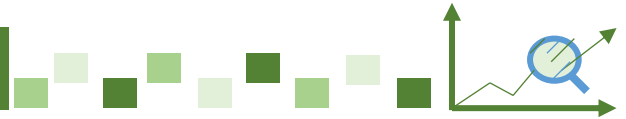
#### Popular Products (Trading Amount, in 10,000 RMB)

**Total: 325,713,583.47**

- ◆ Au Products: 318,166,156.10
- ◆ Ag (T+D): 6,147,437.04
- ◆ Others: 1,399,990.32


#### Popular Au Products Trading Amount (in 10,000 RMB)

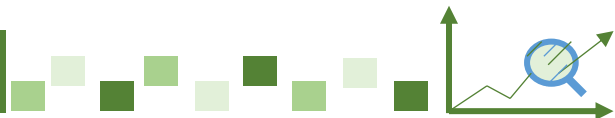




## Trading Volume & Amount in Details


Trading Volume (in kg)							
Contract	Previous Month Daily Average	Present Month Daily Average	Previous Month accumulative total	Present Month accumulative total	Month-on-Month	Year-on-Year	Present Year accumulative total
Au99.95	91.82	46.00	2,020.00	828.00	-59.01%	96.21%	828.00
Au99.99	13,134.28	13,948.26	288,954.16	251,068.66	-13.11%	-51.17%	251,068.66
Au100g	26.74	12.00	588.20	216.00	-63.28%	-17.75%	216.00
Au995	0.00	0.00	0.00	0.00	-	-	0.00
PGC30g	0.10	0.07	2.10	1.20	-42.86%	-50.00%	1.20
iAu9999	458.36	294.51	10,083.84	5,301.26	-47.43%	-68.51%	5,301.26
iAu100g	0.00	0.00	0.00	0.00	-	-	0.00
iAu995	0.00	0.00	0.00	0.00	-	-	0.00
Au(T+D)	27,205.82	32,096.78	598,528.00	577,742.00	-3.47%	61.78%	577,742.00
mAu(T+D)	5,768.58	6,720.16	126,908.80	120,962.80	-4.69%	-28.36%	120,962.80
Au(T+N1)	0.00	0.00	0.00	0.00	-	-	0.00
Au(T+N2)	0.04	0.04	0.80	0.80	0.00%	-	0.80
NYAuTN06	3.05	8.91	67.20	160.40	138.69%	234.17%	160.40
NYAuTN12	0.78	9.47	17.20	170.40	890.70%	129.65%	170.40
PAu99.95	10,059.09	13,288.89	221,300.00	239,200.00	8.09%	133.46%	239,200.00
PAu99.99	151,770.14	164,029.54	3,338,943.00	2,952,531.80	-11.57%	0.74%	2,952,531.80
IPAu99.99	27,655.01	45,219.56	608,410.30	813,952.00	33.78%	5.51%	813,952.00
IPAu99.5	0.00	0.00	0.00	0.00	-	-	0.00
OAu99.99	4.73	367.78	104.00	6,620.00	6265.38%	2106.67%	6,620.00
LAu99.95	0.00	117.67	0.00	2,118.00	-	-	2,118.00
LAu99.99	0.00	0.00	0.00	0.00	-	-100.00%	0.00
CAu99.99	0.00	0.00	0.00	0.00	-	-100.00%	0.00
SHAU	3,648.91	3,431.11	80,276.00	61,760.00	-23.07%	-37.64%	61,760.00
Pt99.95	555.82	386.11	12,228.00	6,950.00	-43.16%	82.03%	6,950.00
Ag99.99	469.09	896.67	10,320.00	16,140.00	56.40%	-9.12%	16,140.00
Ag(T+D)	357,386.73	442,738.33	7,862,508.00	7,969,290.00	1.36%	-21.45%	7,969,290.00
PAg99.99	32,836.36	43,876.67	722,400.00	789,780.00	9.33%	-28.99%	789,780.00
OAg99.99	0.00	0.00	0.00	0.00	-	-	0.00
SHAG	43,819.09	44,933.33	964,020.00	808,800.00	-16.10%	-25.39%	808,800.00
Au Products (in total)	239,827.44	279,590.74	5,276,203.60	5,032,633.32	-4.62%	0.10%	5,032,633.32
Ag Products (in total)	434,511.27	532,445.00	9,559,248.00	9,584,010.00	0.26%	-22.46%	9,584,010.00
Pt Products (in total)	555.82	386.11	12,228.00	6,950.00	-43.16%	82.03%	6,950.00
<b>Total</b>	<b>674,894.53</b>	<b>812,421.85</b>	<b>14,847,679.60</b>	<b>14,623,593.32</b>	<b>-1.51%</b>	<b>-15.91%</b>	<b>14,623,593.32</b>





## Trading Volume & Amount in Details

Trading Amount (in 10,000 RMB)							
Contract	Previous Month Daily Average	Present Month Daily Average	Previous Month accumulative total	Present Month accumulative total	Month-on -Month	Year-on -Year	Present Year accumulative total
Au99.95	5,663.21	2,917.65	124,590.59	52,517.78	-57.85%	161.61%	52,517.78
Au99.99	767,898.51	868,056.59	16,893,767.20	15,625,018.56	-7.51%	-36.41%	15,625,018.56
Au100g	1,662.01	762.39	36,564.14	13,723.00	-62.47%	8.38%	13,723.00
Au995	0.00	0.00	0.00	0.00	-	-	0.00
PGC30g	5.89	4.26	129.61	76.61	-40.89%	-33.38%	76.61
iAu9999	28,425.99	18,591.39	625,371.85	334,645.04	-46.49%	-57.71%	334,645.04
iAu100g	0.00	0.00	0.00	0.00	-	-	0.00
iAu995	0.00	0.00	0.00	0.00	-	-	0.00
Au(T+D)	1,678,705.13	2,034,849.30	36,931,512.81	36,627,287.34	-0.82%	113.72%	36,627,287.34
mAu(T+D)	355,740.88	425,435.38	7,826,299.29	7,657,836.78	-2.15%	-5.54%	7,657,836.78
Au(T+N1)	0.00	0.00	0.00	0.00	-	-	0.00
Au(T+N2)	2.31	2.91	50.81	52.45	3.23%	-	52.45
NYAuTN06	189.71	566.14	4,173.62	10,190.45	144.16%	346.81%	10,190.45
NYAuTN12	48.76	606.59	1,072.68	10,918.61	917.88%	206.00%	10,918.61
PAu99.95	621,005.37	840,478.34	13,662,118.17	15,128,610.16	10.73%	207.47%	15,128,610.16
PAu99.99	9,362,935.23	10,382,223.92	205,984,575.07	186,880,030.58	-9.27%	33.02%	186,880,030.58
IPAu99.99	1,718,785.38	2,854,813.58	37,813,278.32	51,386,644.48	35.90%	40.97%	51,386,644.48
IPAu99.5	0.00	0.00	0.00	0.00	-	-	0.00
OAu99.99	288.70	21,770.22	6,351.30	391,864.00	6069.82%	2640.31%	391,864.00
LAu99.95	0.00	7,565.97	0.00	136,187.40	-	-	136,187.40
LAu99.99	0.00	0.00	0.00	0.00	-	-100.00%	0.00
CAu99.99	0.00	0.00	0.00	0.00	-	-100.00%	0.00
SHAU	225,243.84	217,252.94	4,955,364.52	3,910,552.88	-21.08%	-17.75%	3,910,552.88
Pt99.95	12,532.29	8,701.60	275,710.38	156,628.73	-43.19%	87.17%	156,628.73
Ag99.99	364.87	691.77	8,027.10	12,451.88	55.12%	17.97%	12,451.88
Ag(T+D)	274,675.45	341,524.28	6,042,859.94	6,147,437.04	1.73%	2.72%	6,147,437.04
PAg99.99	25,425.85	33,712.38	559,368.78	606,822.92	8.48%	-7.17%	606,822.92
OAg99.99	0.00	0.00	0.00	0.00	-	-	0.00
SHAG	33,703.02	34,671.49	741,466.36	624,086.79	-15.83%	-2.51%	624,086.79
Au Products (in total)	14,766,600.91	17,675,897.56	324,865,219.97	318,166,156.10	-2.06%	32.32%	318,166,156.10
Ag Products (in total)	334,169.19	410,599.92	7,351,722.18	7,390,798.63	0.53%	1.40%	7,390,798.63
Pt Products (in total)	12,532.29	8,701.60	275,710.38	156,628.73	-43.19%	87.17%	156,628.73
Total	15,113,302.39	18,095,199.08	332,492,652.53	325,713,583.47	-2.04%	31.43%	325,713,583.47





## Other Market Data

### Delivery Volume

Delivery Volume (in kg)		
	Gold	Silver
Delivery Volume (Present Month)	629,825.12	2,182,080.00
Trading Volume (Present Month)	1,018,211.52	8,794,230.00
Delivery Ratio (Present Month)	61.86%	24.81%
Delivery Volume (Accumulative Total)	629,825.12	2,182,080.00
Trading Volume (Accumulative Total)	1,018,211.52	8,794,230.00
Delivery Ratio (Accumulative Total)	61.86%	24.81%
Withdrawal Volume (Present Month)	125,187.20	82,995.00
Withdrawal Volume (Accumulative Total)	125,187.20	82,995.00