

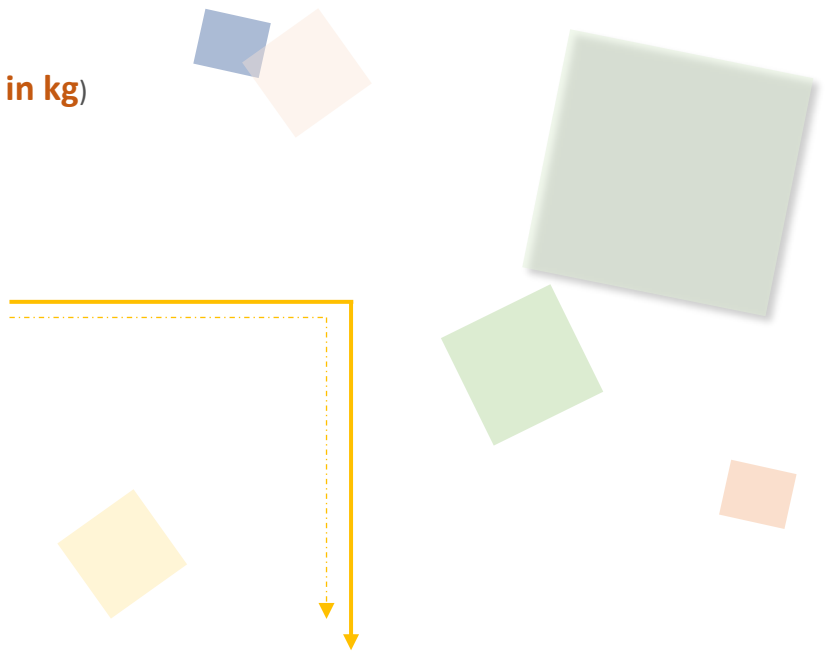
Trading Volume & Amount in Charts

■ VOLUME

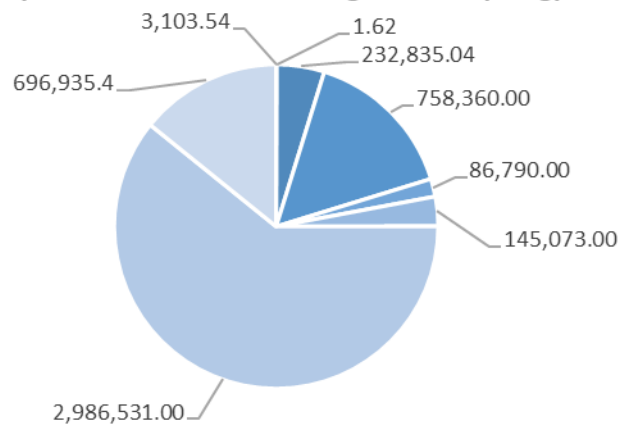
Popular Products (Trading Volume, in kg)

Total: 15,934,797.60


- ◆ Au Products: 4,909,629.60
- ◆ Ag (T+D): 9,322,252.00
- ◆ Others: 1,702,916.00

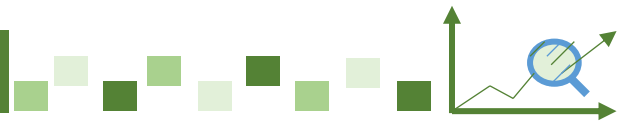


Popular Au Products Trading Volume (in kg)



- iAu9999
- PGC30g
- Au99.99
- Au(T+D)
- SHAU
- mAu(T+D)
- PAu99.99
- Others





Trading Volume & Amount in Charts

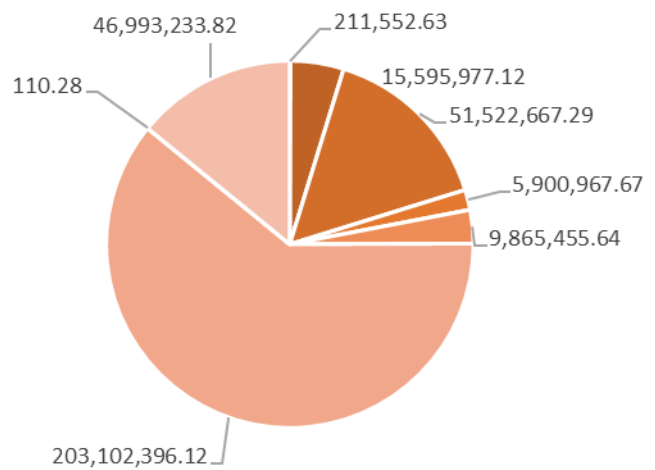
AMOUNT

Popular Products (Trading Amount, in 10,000 RMB)

Total: 342,171,970.36

- ◆ Au Products: 333,192,360.57
- ◆ Ag (T+D): 7,482,975.87
- ◆ Others: 1,496,633.92

Popular Au Products Trading Amount (in 10,000 RMB)




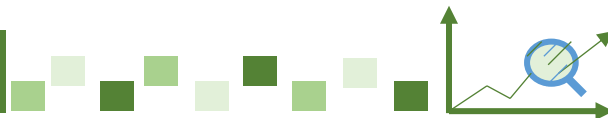
■ iAu9999 ■ Au99.99 ■ Au(T+D) ■ SHAU ■ mAu(T+D) ■ PAu99.99 ■ PGC30g ■ Others



Trading Volume & Amount in Details


Trading Volume (in kg)							
Contract	Previous Month Daily Average	Present Month Daily Average	Previous Month accumulative total	Present Month accumulative total	Month-on -Month	Year-on -Year	Present Year accumulative total
Au99.95	46.00	124.22	828.00	2,236.00	170.05%	766.67%	3,064.00
Au99.99	13,948.26	12,935.28	251,068.66	232,835.04	-7.26%	-5.49%	483,903.70
Au100g	12.00	13.32	216.00	239.80	11.02%	99.83%	455.80
Au995	0.00	0.00	0.00	0.00	-	-	0.00
PGC30g	0.07	0.09	1.20	1.62	35.00%	17.39%	2.82
iAu9999	294.51	172.42	5,301.26	3,103.54	-41.46%	-90.29%	8,404.80
iAu100g	0.00	0.00	0.00	0.00	-	-	0.00
iAu995	0.00	0.00	0.00	0.00	-	-	0.00
Au(T+D)	32,096.78	42,131.11	577,742.00	758,360.00	31.26%	344.61%	1,336,102.00
mAu(T+D)	6,720.16	8,059.61	120,962.80	145,073.00	19.93%	106.31%	266,035.80
Au(T+N1)	0.00	0.00	0.00	0.00	-	-	0.00
Au(T+N2)	0.04	0.01	0.80	0.20	-75.00%	-	1.00
NYAuTN06	8.91	15.69	160.40	282.40	76.06%	1127.83%	442.80
NYAuTN12	9.47	9.06	170.40	163.00	-4.34%	81400.00%	333.40
PAu99.95	13,288.89	9,623.33	239,200.00	173,220.00	-27.58%	382.21%	412,420.00
PAu99.99	164,029.54	165,918.39	2,952,531.80	2,986,531.00	1.15%	38.71%	5,939,062.80
IPAu99.99	45,219.56	26,695.56	813,952.00	480,520.00	-40.96%	6.49%	1,294,472.00
IPAu99.5	0.00	11.11	0.00	200.00	-	-	200.00
OAu99.99	367.78	2,211.11	6,620.00	39,800.00	501.21%	-48.88%	46,420.00
LAu99.95	117.67	0.00	2,118.00	0.00	-100.00%	-	2,118.00
LAu99.99	0.00	0.00	0.00	0.00	-	-100.00%	0.00
CAu99.99	0.00	15.22	0.00	274.00	-	174.00%	274.00
SHAU	3,431.11	4,821.67	61,760.00	86,790.00	40.53%	35.15%	148,550.00
Pt99.95	386.11	324.78	6,950.00	5,846.00	-15.88%	-16.63%	12,796.00
Ag99.99	896.67	30.00	16,140.00	540.00	-96.65%	-92.07%	16,680.00
Ag(T+D)	442,738.33	517,902.89	7,969,290.00	9,322,252.00	16.98%	59.06%	17,291,542.00
PAG99.99	43,876.67	43,756.67	789,780.00	787,620.00	-0.27%	110.98%	1,577,400.00
OAG99.99	0.00	0.00	0.00	0.00	-	-	0.00
SHAG	44,933.33	50,495.00	808,800.00	908,910.00	12.38%	38.36%	1,717,710.00
Au Products (in total)	279,590.74	272,757.20	5,032,633.32	4,909,629.60	-2.44%	48.46%	9,942,262.92
Ag Products (in total)	532,445.00	612,184.56	9,584,010.00	11,019,322.00	14.98%	59.75%	20,603,332.00
Pt Products (in total)	386.11	324.78	6,950.00	5,846.00	-15.88%	-16.63%	12,796.00
Total	812,421.85	885,266.53	14,623,593.32	15,934,797.60	8.97%	56.04%	30,558,390.92





Trading Volume & Amount in Details

Trading Amount (in 10,000 RMB)							
Contract	Previous Month Daily Average	Present Month Daily Average	Previous Month accumulative total	Present Month accumulative total	Month-on -Month	Year-on -Year	Present Year accumulative total
Au99.95	2,917.65	8,429.81	52,517.78	151,736.66	188.92%	1123.17%	204,254.44
Au99.99	868,056.59	866,443.17	15,625,018.56	15,595,977.12	-0.19%	32.85%	31,220,995.68
Au100g	762.39	905.54	13,723.00	16,299.76	18.78%	181.68%	30,022.77
Au995	0.00	0.00	0.00	0.00	-	-	0.00
PGC30g	4.26	6.13	76.61	110.28	43.95%	67.75%	186.89
iAu9999	18,591.39	11,752.92	334,645.04	211,552.63	-36.78%	-85.96%	546,197.67
iAu100g	0.00	0.00	0.00	0.00	-	-	0.00
iAu995	0.00	0.00	0.00	0.00	-	-	0.00
Au(T+D)	2,034,849.30	2,862,370.40	36,627,287.34	51,522,667.29	40.67%	528.47%	88,149,954.62
mAu(T+D)	425,435.38	548,080.87	7,657,836.78	9,865,455.64	28.83%	191.97%	17,523,292.42
Au(T+N1)	0.00	0.00	0.00	0.00	-	-	0.00
Au(T+N2)	2.91	0.75	52.45	13.58	-74.11%	-	66.03
NYAuTN06	566.14	1,067.79	10,190.45	19,220.21	88.61%	1665.69%	29,410.66
NYAuTN12	606.59	620.18	10,918.61	11,163.26	2.24%	115461.72%	22,081.88
PAu99.95	840,478.34	655,070.18	15,128,610.16	11,791,263.26	-22.06%	582.88%	26,919,873.42
PAu99.99	10,382,223.92	11,283,466.45	186,880,030.58	203,102,396.12	8.68%	97.11%	389,982,426.70
IPAu99.99	2,854,813.58	1,810,031.05	51,386,644.48	32,580,558.96	-36.60%	52.49%	83,967,203.44
IPAu99.5	0.00	763.12	0.00	13,736.10	-	-	13,736.10
OAu99.99	21,770.22	132,802.22	391,864.00	2,390,440.00	510.02%	-27.53%	2,782,304.00
LAu99.95	7,565.97	0.00	136,187.40	0.00	-100.00%	-	136,187.40
LAu99.99	0.00	0.00	0.00	0.00	-	-100.00%	0.00
CAu99.99	0.00	1,044.56	0.00	18,802.01	-	291.64%	18,802.01
SHAU	217,252.94	327,831.54	3,910,552.88	5,900,967.67	50.90%	91.23%	9,811,520.55
Pt99.95	8,701.60	7,510.21	156,628.73	135,183.79	-13.69%	-9.84%	291,812.53
Ag99.99	691.77	24.29	12,451.88	437.14	-96.49%	-89.18%	12,889.02
Ag(T+D)	341,524.28	415,720.88	6,147,437.04	7,482,975.87	21.73%	116.66%	13,630,412.91
PAg99.99	33,712.38	35,083.76	606,822.92	631,507.65	4.07%	186.38%	1,238,330.57
OAg99.99	0.00	0.00	0.00	0.00	-	-	0.00
SHAG	34,671.49	40,528.07	624,086.79	729,505.34	16.89%	88.38%	1,353,592.12
Au Products (in total)	17,675,897.56	18,510,686.70	318,166,156.10	333,192,360.57	4.72%	111.41%	651,358,516.67
Ag Products (in total)	410,599.92	491,357.00	7,390,798.63	8,844,425.99	19.67%	117.55%	16,235,224.62
Pt Products (in total)	8,701.60	7,510.21	156,628.73	135,183.79	-13.69%	-9.84%	291,812.53
Total	18,095,199.08	19,009,553.91	325,713,583.47	342,171,970.36	5.05%	111.45%	667,885,553.82





Other Market Data

Delivery Volume

Delivery Volume (in kg)		
	Gold	Silver
Delivery Volume (Present Month)	606,028.40	1,749,330.00
Trading Volume (Present Month)	1,229,084.60	10,231,702.00
Delivery Ratio (Present Month)	49.31%	17.10%
Delivery Volume (Accumulative Total)	1,235,853.52	3,931,410.00
Trading Volume (Accumulative Total)	2,247,296.12	19,025,932.00
Delivery Ratio (Accumulative Total)	54.99%	20.66%
Withdrawal Volume (Present Month)	90,359.83	74,850.00
Withdrawal Volume (Accumulative Total)	215,547.03	157,845.00