

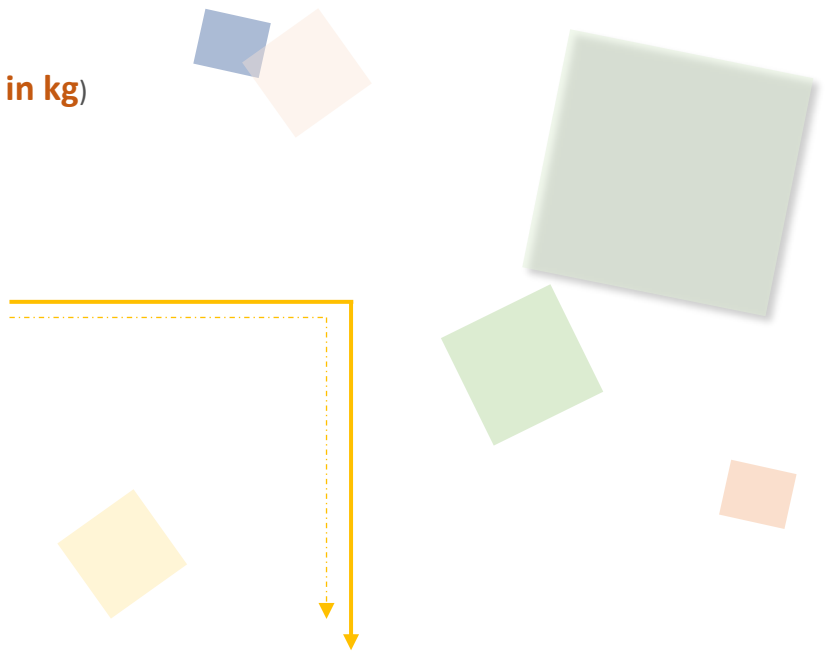
## Trading Volume & Amount in Charts

### ■ VOLUME

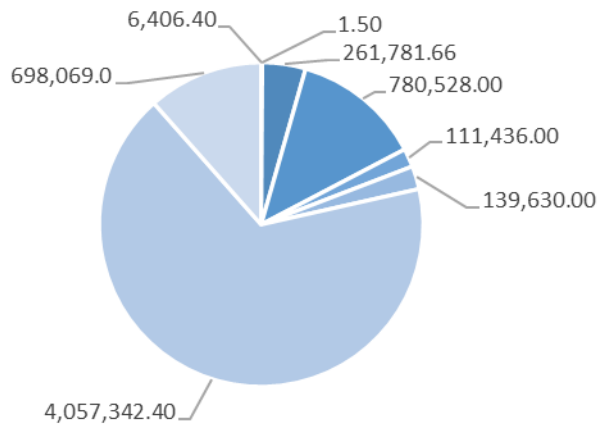
#### Popular Products (Trading Volume, in kg)

**Total: 18,752,436.98**


- ◆ Au Products: 6,055,194.98
- ◆ Ag (T+D): 11,310,040.00
- ◆ Others: 1,387,202.00

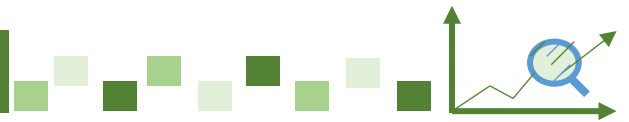


#### Popular Au Products Trading Volume (in kg)



- iAu9999
- PGC30g
- Au99.99
- Au(T+D)
- SHAU
- mAu(T+D)
- PAu99.99
- Others





## Trading Volume & Amount in Charts

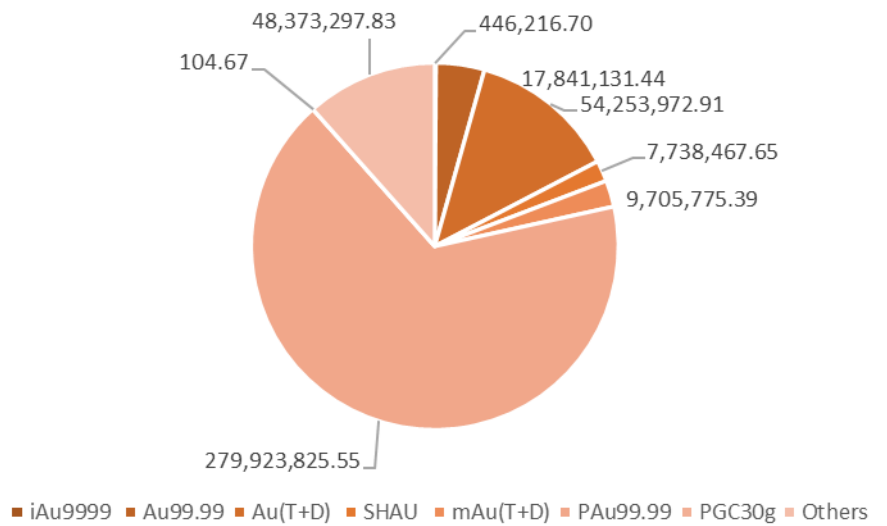
### AMOUNT

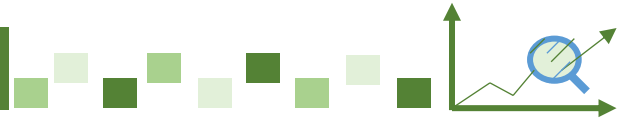
#### Popular Products (Trading Amount, in 10,000 RMB)

**Total: 428,954,427.59**

- ◆ Au Products: 418,282,792.15
- ◆ Ag (T+D): 9,268,612.38
- ◆ Others: 1,403,023.07


#### Popular Au Products Trading Amount (in 10,000 RMB)

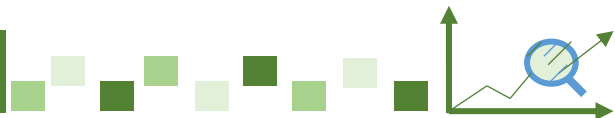




## Trading Volume & Amount in Details


Trading Volume (in kg)							
Contract	Previous Month Daily Average	Present Month Daily Average	Previous Month accumulative total	Present Month accumulative total	Month-on-Month	Year-on-Year	Present Year accumulative total
Au99.95	124.22	73.90	2,236.00	1,552.00	-30.59%	195.06%	4,616.00
Au99.99	12,935.28	12,465.79	232,835.04	261,781.66	12.43%	-10.22%	745,685.36
Au100g	13.32	15.70	239.80	329.80	37.53%	15.15%	785.60
Au995	0.00	0.00	0.00	0.00	-	-	0.00
PGC30g	0.09	0.07	1.62	1.50	-7.41%	-60.94%	4.32
iAu9999	172.42	305.07	3,103.54	6,406.40	106.42%	-73.84%	14,811.20
iAu100g	0.00	0.03	0.00	0.60	-	-	0.60
iAu995	0.00	0.00	0.00	0.00	-	-	0.00
Au(T+D)	42,131.11	37,168.00	758,360.00	780,528.00	2.92%	25.82%	2,116,630.00
mAu(T+D)	8,059.61	6,649.05	145,073.00	139,630.00	-3.75%	18.50%	405,665.80
Au(T+N1)	0.00	0.03	0.00	0.60	-	-	0.60
Au(T+N2)	0.01	0.00	0.20	0.00	-100.00%	-	1.00
NYAuTN06	15.69	7.45	282.40	156.40	-44.62%	210.32%	599.20
NYAuTN12	9.06	6.74	163.00	141.60	-13.13%	226.27%	475.00
PAu99.95	9,623.33	9,289.90	173,220.00	195,088.00	12.62%	241.85%	607,508.00
PAu99.99	165,918.39	193,206.78	2,986,531.00	4,057,342.40	35.85%	-17.65%	9,996,405.20
IPAu99.99	26,695.56	21,340.48	480,520.00	448,150.02	-6.74%	-40.85%	1,742,622.02
IPAu99.5	11.11	0.00	200.00	0.00	-100.00%	-	200.00
OAu99.99	2,211.11	1,545.24	39,800.00	32,450.00	-18.47%	-44.84%	78,870.00
LAu99.95	0.00	0.00	0.00	0.00	-	-	2,118.00
LAu99.99	0.00	76.19	0.00	1,600.00	-	-	1,600.00
CAu99.99	15.22	885.71	274.00	18,600.00	6688.32%	4349.76%	18,874.00
SHAU	4,821.67	5,306.48	86,790.00	111,436.00	28.40%	4.07%	259,986.00
Pt99.95	324.78	550.10	5,846.00	11,552.00	97.61%	227.44%	24,348.00
Ag99.99	30.00	254.29	540.00	5,340.00	888.89%	-50.14%	22,020.00
Ag(T+D)	517,902.89	538,573.33	9,322,252.00	11,310,040.00	21.32%	-19.28%	28,601,582.00
PAG99.99	43,756.67	15,805.71	787,620.00	331,920.00	-57.86%	-63.16%	1,909,320.00
OAg99.99	0.00	0.00	0.00	0.00	-	-	0.00
SHAG	50,495.00	49,447.14	908,910.00	1,038,390.00	14.25%	-2.54%	2,756,100.00
Au Products (in total)	272,757.20	288,342.62	4,909,629.60	6,055,194.98	23.33%	-13.04%	15,997,457.90
Ag Products (in total)	612,184.56	604,080.48	11,019,322.00	12,685,690.00	15.12%	-20.66%	33,289,022.00
Pt Products (in total)	324.78	550.10	5,846.00	11,552.00	97.61%	227.44%	24,348.00
<b>Total</b>	<b>885,266.53</b>	<b>892,973.19</b>	<b>15,934,797.60</b>	<b>18,752,436.98</b>	<b>17.68%</b>	<b>-18.31%</b>	<b>49,310,827.90</b>





## Trading Volume & Amount in Details

Trading Amount (in 10,000 RMB)							
Contract	Previous Month Daily Average	Present Month Daily Average	Previous Month accumulative total	Present Month accumulative total	Month-on-Month	Year-on-Year	Present Year accumulative total
Au99.95	8,429.81	5,166.30	151,736.66	108,492.38	-28.50%	313.30%	312,746.82
Au99.99	866,443.17	849,577.69	15,595,977.12	17,841,131.44	14.40%	22.06%	49,062,127.13
Au100g	905.54	1,098.19	16,299.76	23,061.89	41.49%	58.73%	53,084.65
Au995	0.00	0.00	0.00	0.00	-	-	0.00
PGC30g	6.13	4.98	110.28	104.67	-5.09%	-44.60%	291.55
iAu9999	11,752.92	21,248.41	211,552.63	446,216.70	110.92%	-63.37%	992,414.37
iAu100g	0.00	1.09	0.00	22.80	-	-	22.80
iAu995	0.00	0.00	0.00	0.00	-	-	0.00
Au(T+D)	2,862,370.40	2,583,522.52	51,522,667.29	54,253,972.91	5.30%	72.48%	142,403,927.53
mAu(T+D)	548,080.87	462,179.78	9,865,455.64	9,705,775.39	-1.62%	63.19%	27,229,067.80
Au(T+N1)	0.00	1.53	0.00	32.05	-	-	32.05
Au(T+N2)	0.75	0.00	13.58	0.00	-100.00%	-	66.03
NYAuTN06	1,067.79	520.77	19,220.21	10,936.18	-43.10%	338.75%	40,346.85
NYAuTN12	620.18	474.49	11,163.26	9,964.29	-10.74%	352.73%	32,046.17
PAu99.95	655,070.18	651,196.25	11,791,263.26	13,675,121.25	15.98%	372.62%	40,594,994.66
PAu99.99	11,283,466.45	13,329,705.98	203,102,396.12	279,923,825.55	37.82%	12.67%	669,906,252.25
IPAu99.99	1,810,031.05	1,486,399.45	32,580,558.96	31,214,388.40	-4.19%	-18.00%	115,181,591.84
IPAu99.5	763.12	0.00	13,736.10	0.00	-100.00%	-	13,736.10
OAu99.99	132,802.22	92,910.96	2,390,440.00	1,951,130.10	-18.38%	-25.65%	4,733,434.10
LAu99.95	0.00	0.00	0.00	0.00	-	-	136,187.40
LAu99.99	0.00	5,180.95	0.00	108,800.00	-	-	108,800.00
CAu99.99	1,044.56	60,540.40	18,802.01	1,271,348.50	6661.77%	5928.80%	1,290,150.51
SHAU	327,831.54	368,498.46	5,900,967.67	7,738,467.65	31.14%	42.95%	17,549,988.20
Pt99.95	7,510.21	12,904.77	135,183.79	271,000.10	100.47%	258.48%	562,812.63
Ag99.99	24.29	206.85	437.14	4,343.92	893.71%	-36.33%	17,232.94
Ag(T+D)	415,720.88	441,362.49	7,482,975.87	9,268,612.38	23.86%	5.83%	22,899,025.29
PAg99.99	35,083.76	13,139.27	631,507.65	275,924.66	-56.31%	-51.41%	1,514,255.23
OAg99.99	0.00	0.00	0.00	0.00	-	-	0.00
SHAG	40,528.07	40,559.73	729,505.34	851,754.39	16.76%	28.03%	2,205,346.52
Au Products (in total)	18,510,686.70	19,918,228.20	333,192,360.57	418,282,792.15	25.54%	19.25%	1,069,641,308.82
Ag Products (in total)	491,357.00	495,268.35	8,844,425.99	10,400,635.35	17.60%	4.03%	26,635,859.97
Pt Products (in total)	7,510.21	12,904.77	135,183.79	271,000.10	100.47%	258.48%	562,812.63
<b>Total</b>	<b>19,009,553.91</b>	<b>20,426,401.31</b>	<b>342,171,970.36</b>	<b>428,954,427.59</b>	<b>25.36%</b>	<b>18.88%</b>	<b>1,096,839,981.42</b>





## Other Market Data

### Delivery Volume

Delivery Volume (in kg)		
	Gold	Silver
Delivery Volume (Present Month)	673,981.96	3,203,160.00
Trading Volume (Present Month)	1,301,964.56	12,353,770.00
Delivery Ratio (Present Month)	51.77%	25.93%
Delivery Volume (Accumulative Total)	1,909,835.48	7,134,570.00
Trading Volume (Accumulative Total)	3,549,260.68	31,379,702.00
Delivery Ratio (Accumulative Total)	53.81%	22.74%
Withdrawal Volume (Present Month)	120,156.90	114,810.00
Withdrawal Volume (Accumulative Total)	335,703.93	272,655.00